


WATERWORKS  
STUDIO

CONCOURSE




ARTISANAL TEXTURE

Terrazzo, a smooth cement tile embedded with fragments of stone, offers a quietly luxurious yet edgy way to introduce interest and dimension.



Field Tile in Mockingbird Matte  
11 1/4" x 23 1/2"  
CNF224



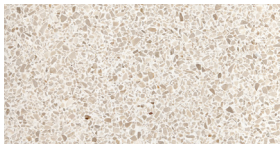
Field Tile in Mockingbird Matte  
23 1/2" x 23 1/2"  
CNF424



Field Tile in Peacoat Matte  
11 1/4" x 23 1/2"  
CNF224



Field Tile in Peacoat Matte  
23 1/2" x 23 1/2"  
CNF424



Field Tile in Sand Dune Matte  
11 1/4" x 23 1/2"  
CNF224



Field Tile in Sand Dune Matte  
23 1/2" x 23 1/2"  
CNF424




Field Tile in Topsail Matte  
11 1/4" x 23 1/2"  
CNF224



Field Tile in Topsail Matte  
23 1/2" x 23 1/2"  
CNF424

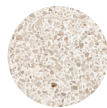
TILE COLORS



Mockingbird Matte  
V2 - V3 <sup>Δ</sup>



Peacoat Matte  
V2 - V3 <sup>Δ</sup>



Sand Dune Matte  
V2 - V3 <sup>Δ</sup>



Topsail Matte  
V2 - V3 <sup>Δ</sup>

Sizes are nominal and may vary.  
For finishing details, visit a showroom or [waterworks.com/studio](http://waterworks.com/studio).

<sup>Δ</sup> See variation chart

# WATERWORKS STUDIO

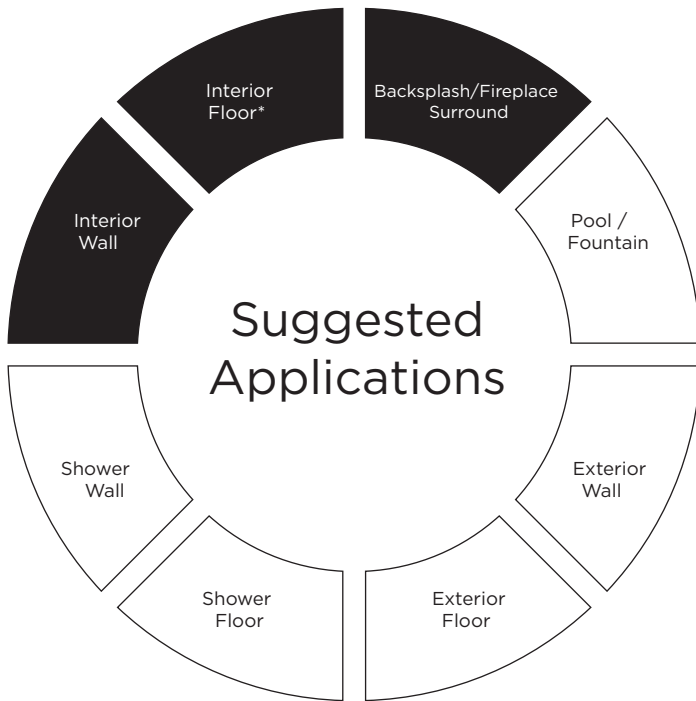
## CONCOURSE

### ITEM INDEX

	Variation*	11 <sup>13</sup> / <sub>16</sub> x 23 <sup>5</sup> / <sub>8</sub> Field Tile	23 <sup>5</sup> / <sub>8</sub> x 23 <sup>5</sup> / <sub>8</sub> Field Tile	Samples (3 x 3)
Mockingbird Matte	2-3	X	X	X
Peacoat Matte	2-3	X	X	X
Sand Dune Matte	2-3	X	X	X
Topsail Matte	2-3	X	X	X

# WATERWORKS STUDIO

## CONCOURSE



● Recommended Use      ○ Not Recommended Use

### Application Notes

\* For commercial applications, please inquire.

### Variation Level

V1	V2	V3	V4	V5

1. MINIMAL, IF ANY COLOR VARIATION
2. SLIGHT COLOR VARIATION CAN BE EXPECTED
3. A MEDIUM RANGE OF COLOR VARIATION IS TYPICAL; DARKER AND LIGHTER TONES ARE EVIDENT
4. CONSIDERABLE COLOR VARIATION IS TYPICAL; FROM DARKS TO LIGHTS AND SOME TONE CHANGES
5. EXTREME COLOR VARIATION CAN BE EXPECTED - THE RANGE IS OFTEN DIFFERING BUT COMPLEMENTARY

### Thickness

3/4"\*

\*Nominal: +/- 1/8"

### Suggested Grout Lines

1/16" - 1/8"

### Installation / Maintenance

- WATERWORKS ASSUMES NO RESPONSIBILITY FOR INSTALLATION
- Installation constitutes acceptance.
- Tile should be installed by a licensed and experienced tile setter.
- Refer to TCNA (Tile Council of North America) or ANSI standards for installation guidelines.
- All tile must be inspected PRIOR to installation.
- Dry lay tile prior to installation to allow for blending of color variation.
- Waterworks recommends a grouted test panel prior to installation to understand final appearance of grouted material.
- Seal tile and grout after installation and maintain regularly.