

EASTON

EALS61

Easton Vintage Low Profile Three Hole Wall Mounted Lavatory Faucet with Metal Cross Handles



SHOWN IN EASTON VINTAGE LOW PROFILE THREE HOLE WALL MOUNTED LAVATORY FAUCET WITH ELONGATED SPOUT

TECHNICAL DETAILS

ADA Compliance: Yes
 Adjustable versus Fixed Spray: Fixed Spray
 Control Valve Rough-in Depth Maximum: 133 mm
 Control Valve Rough-in Depth Minimum: 70 mm
 Drain Assembly Materials: Brass
 Drain Depth Maximum: 70 mm
 Drain Hole Diameter: 44 mm
 Drain Style: Lift and Turn
 Escutcheon Primary Material: Brass
 Fittings Hole Diameter: 35 mm
 Flow Restriction Options: 1.0 , 1.2 , 1.5 , 1.75, 2.2
 Handle Spread Maximum: 203 mm
 Handle Spread Minimum: 203 mm
 Handle Turn Angle: Quarter Turn
 Index Color / Finish and Material: White Porcelain
 Drain Depth Minimum: 25 mm
 Height: 76 mm
 Index Marking: Hot/Cold
 Inlet Connection Size: 1/2"
 Inlet Connection Type: Male NPT
 Inlet Supply Spread Maximum: 203 mm
 Inlet Supply Spread Minimum: 203 mm
 Installation Type: Wall Mounted
 Length: 164 mm
 Number of Handles: Two
 Number of Holes: Three Hole
 Primary Material: Brass
 Spout Swivel: N
 Suggested Application: Bath
 Valve Material: Ceramic
 Water Pressure Maximum: 6.0 bar
 Water Pressure Minimum: 1.5 bar
 Water Pressure Recommended: 3.0 bar

INSPIRATION

Drawing on Edwardian style, Easton is the most extensive Waterworks family; a range of moods and a selection of products from fittings to furniture.

CODES & STANDARDS

Code # EALS61: Certified with IAPMO, NSF, CEC, State of MA & City of LA. Complies with ASME A112.18.1/CSA B125.1, ASME 112.18.2/CSA B125.2, ANSI A117.1 ADA, & ASTM E 1621-05

PRODUCT FEATURES

Brass metal is used for all trim and valve components
 The manufacturing process encompasses casting, turning, forging, hand-fitting and hand polishing.
 Easton is our most comprehensive fittings family.
 Easton has a clean-lined utilitarian profile, with a slightly elongated spout.
 Standard flow rate is 2.2gpm (8.3 L/min) and State of California requires 1.2gpm(4.5 L/min). Also available in other flow options. Contact a sales associate for details.

CERTIFICATIONS



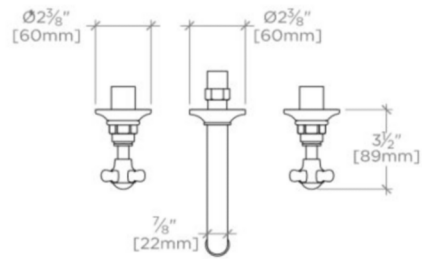
PRODUCT (NOTES)

Sold with European style drain; USA style drain sold separately for use with non-Waterworks sinks.

EASTON

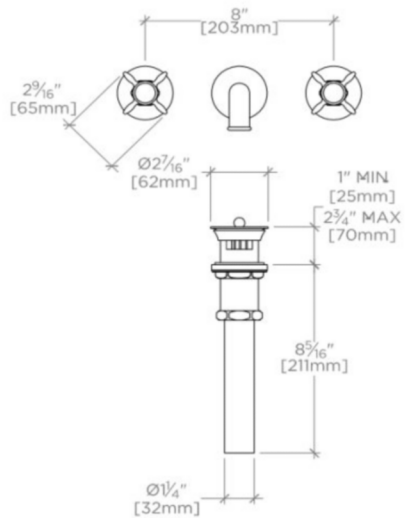
EALS61

Easton Vintage Low Profile Three Hole Wall Mounted Lavatory
Faucet with Metal Cross Handles



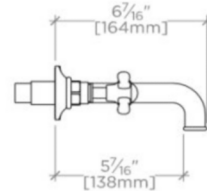
TOP VIEW

SCALE: 1 1/2"=1'-0"



FRONT VIEW

SCALE: 1 1/2"=1'-0"



SIDE VIEW

SCALE: 1 1/2"=1'-0"