

## DASH

## DSTH20

Dash Metal Cross Handle Thermostatic with Metal Cross Handle Shutoff Trim



SHOWN IN DASH METAL CROSS HANDLE THERMOSTATIC WITH METAL CROSS HANDLE SHUTOFF TRIM| DSTH20

### TECHNICAL DETAILS

Control Valve Rough-in Depth Maximum: 111 mm  
 Control Valve Rough-in Depth Minimum: 67 mm  
 Escutcheon Primary Material: Brass  
 Fittings Hole Diameter: 133 mm  
 Handle Spread Maximum: 144 mm  
 Handle Spread Minimum: 144 mm  
 Handle Turn Angle: Quarter Turn  
 Depth / Width: 114 mm  
 Height: 316 mm  
 Installation Type: Wall Mounted  
 Integrated Diverter: N  
 Length: 171 mm  
 Number of Handles: Two  
 Primary Material: Brass  
 Suggested Application: Bath

### INSPIRATION

A blend of art and function, Dash pays homage to design elements of the 1930s with pared-down shapes, softened curves and minimal details.

### PRODUCT FEATURES

Metal Cross Handle

The thermostatic valve and shutoff trims are housed neatly together on an oval back plate for a clean install in the shower.

Stocked in Nickel, Chrome, Unlacquered Brass, and Matte Nickel finishes

Requires valve rough GUTH48(USA) or GU48TH(UK) sold separately

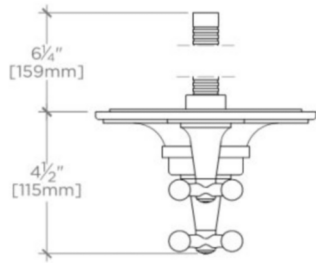
### PRODUCT (NOTES)

Product Requires Universal Thermostatic Valve with Integrated Volume Control Valve [GUTH48]. Valve Sold Separately.

## DASH

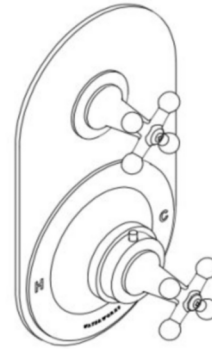
## DSTH20

Dash Metal Cross Handle Thermostatic with Metal Cross Handle Shutoff Trim



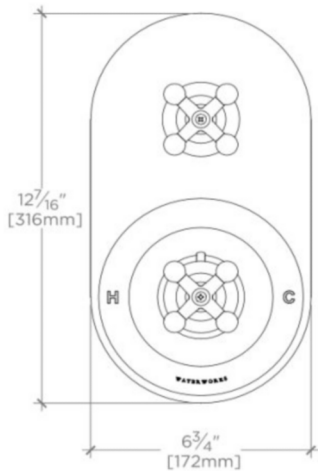
TOP VIEW

SCALE: 2"=1'-0"



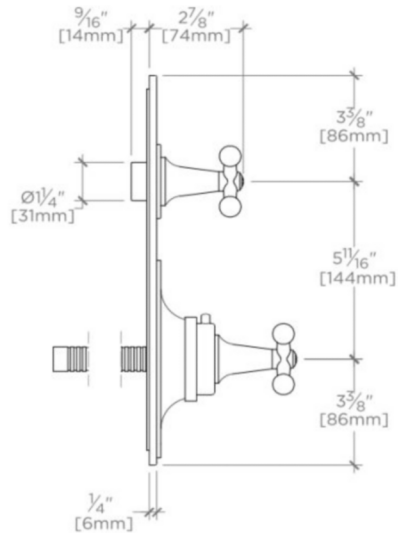
ISO VIEW

SCALE: 2"=1'-0"



FRONT VIEW

SCALE: 2"=1'-0"



SIDE VIEW

SCALE: 2"=1'-0"