

## R.W. ATLAS

R.W. Atlas 6" Cylinder Pull

RWHW20

### TECHNICAL DETAILS

Height: 21 mm  
Length: 171 mm  
Primary Material: Brass



SHOWN IN R.W. ATLAS 6" CYLINDER PULL| RWHW20

### INSPIRATION

Powerful shapes, genuine materials and unique aesthetic details. The original, impeccable vision of R.W. Atlas pairs American ingenuity with European craftsmanship.

### PRODUCT FEATURES

Solid Brass  
Machined  
Hand-polished  
Includes fixing screws

### PRODUCT (NOTES)

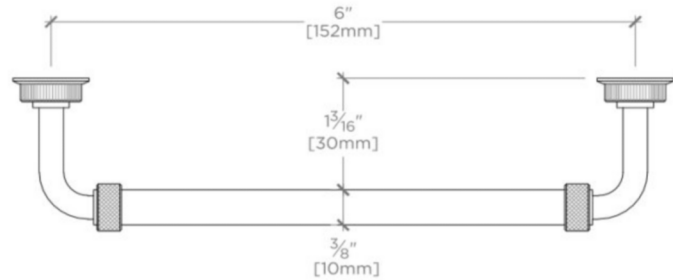
Replacement Screws available

R.W. ATLAS

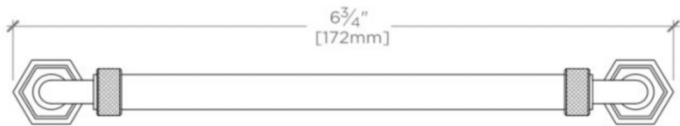
R.W. Atlas 6" Cylinder Pull

RWHW20

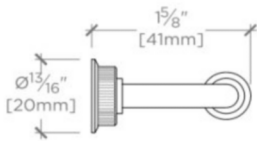
MOUNTING HARDWARE INCLUDED		
STYLE #	DESCRIPTION	QTY
998815	Service Parts M4 Pan Head Slot 1" Machine Screw	2
998816	Service Parts M4 Pan Head Slot 1 1/2" Machine Screw	2



TOP VIEW SCALE: 6"=1'-0"



FRONT VIEW SCALE: 6"=1'-0"



SIDE VIEW SCALE: 6"=1'-0"