



ESTB. 1978

WATERWORKS

---

## Kromaglas



Kromaglas is smooth, flawless, brilliant glass that is carefully calibrated to be compatible with other materials. Versatile palette and thirteen shapes.




ESTB. 1978

WATERWORKS


---

# Kromaglas


MOSAIC



1" STACKED



1" X 2" STACKED



2" STACKED



1" X 2" STAGGERED



2" X 4" STAGGERED



ESTB. 1978

WATERWORKS

# Kromaglas

FIELD TILE



2" X 12"



2" X 16"



3" X 6"



4" X 8"




8" X 16"



4" X 12"



4" X 16"



12" X 24"



ESTB. 1978

WATERWORKS

# Kromaglas

ARCHITECTURAL TRIM





ESTB. 1978

WATERWORKS

# Kromaglas

## PALETTE




Sky Blue Glossy V3



Gray Cloud Glossy V3



Gray Cloud Matte V3



Jet Glossy V3



Lagoon Glossy V3



Lagoon Matte V3



Neptune V3 Glossy




Neptune V3 Matte



Pool Glossy V3



Pool Matte V3



Royal Glossy V3



Slate Gray Glossy V3



Snow Glossy V3



Snow Matte V3



Warm Sand Glossy V3



ESTB. 1978

# WATERWORKS

## Kromaglas

### AVAILABILITY

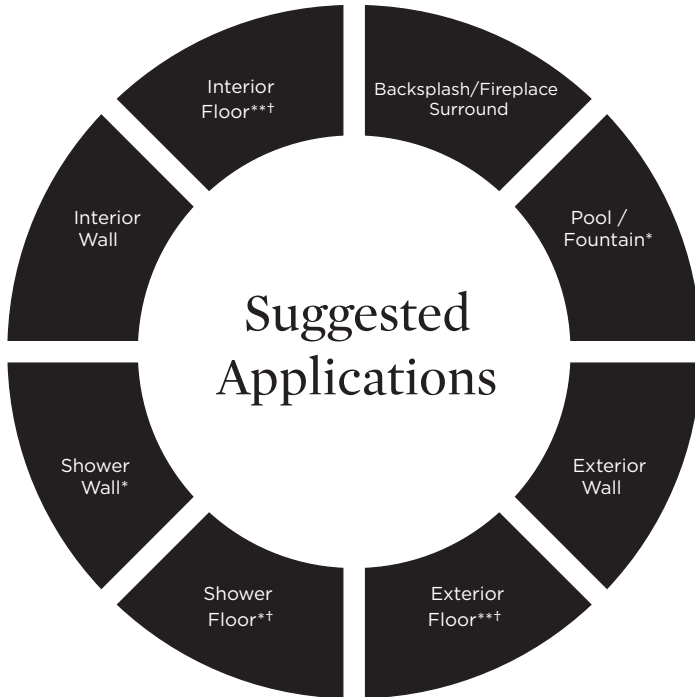
	3x6	4x8	2x12	4x12	12x24	2x16	4x16	8x16	Liner	1" Stacked	2" Stacked	1x2 Stacked	1x2 Staggered	2x4 Staggered	Quarter
Gray Cloud Glossy	X	X	X	X	X	X	X	X	X	X	X	X	X	X	X
Gray Cloud Matte	X	X		X					X	X	X	X	X		
Jet Glossy	X	X		X					X	X	X				X
Lagoon Glossy	X	X	X	X	X	X	X	X	X	X	X	X	X	X	X
Lagoon Matte	X			X					X	X	X	X	X		
Neptune Glossy	X	X	X	X	X	X	X	X	X	X	X	X	X	X	X
Neptune Matte	X			X					X	X	X	X	X		
Pool Glossy	X	X	X	X	X	X	X	X	X	X	X	X	X	X	X
Pool Matte	X			X					X	X	X	X	X		
Royal Glossy	X	X		X					X	X	X				X
Sky Blue Glossy	X	X	X	X		X			X	X	X	X	X	X	X
Slate Gray Glossy	X	X	X	X		X			X	X	X			X	
Snow Glossy	X	X	X	X	X	X	X	X	X	X	X	X	X	X	X
Snow Matte	X	X		X	X		X	X	X	X	X	X	X		
Warm Sand Glossy	X	X		X					X	X	X			X	



ESTB. 1978

# WATERWORKS

## Kromaglas



Recommended Use



Not Recommended Use

### Application Notes

\* Suitable for use in wet environments, including steam showers, if properly installed, sealed, and maintained

\*\* For commercial applications, please inquire.


† Matte Finish Only

### Installation / Maintenance


- WATERWORKS ASSUMES NO RESPONSIBILITY FOR INSTALLATION
- Installation constitutes acceptance.
- Tile should be installed by a licensed and experienced tile setter.
- Refer to TCNA (Tile Council of North America) or ANSI standards for installation guidelines.
- All tile must be inspected PRIOR to installation.
- Dry lay tile prior to installation to allow for blending of color variation.
- Waterworks recommends a grouted test panel prior to installation to understand final appearance of grouted materials
- Seal grout joints after installation and maintain regularly.
- Installation guidelines are available.

### Variation Level


V1




V2




V3



V4



V5



1. MINIMAL, IF ANY COLOR VARIATION

2. SLIGHT COLOR VARIATION CAN BE EXPECTED

3. A MEDIUM RANGE OF COLOR VARIATION IS TYPICAL; DARKER AND LIGHTER TONES ARE EVIDENT

4. CONSIDERABLE COLOR VARIATION IS TYPICAL; FROM DARKS TO LIGHTS AND SOME TONE CHANGES

5. EXTREME COLOR VARIATION CAN BE EXPECTED - THE RANGE IS OFTEN DIFFERING BUT COMPLEMENTARY

### Thickness



\*Nominal: +/- 1/8"

### Suggested Grout Lines

1/8"