

.25

PTLV13

.25 Lithic Rectangular Wall Mounted Single Sink for Three Hole Faucet



SHOWN IN .25 LITHIC RECTANGULAR WALL MOUNTED SINGLE SINK FOR THREE HOLE FAUCET| PTLV13

TECHNICAL DETAILS

Bowl Shape: Rectangular
 Drain Hole Depth: 51 mm
 Drain Hole Diameter: 44 mm
 Fitting Hole Configuration / Number: Three Holes
 Fittings Hole Depth: 16 mm
 Fittings Hole Diameter: 35 mm
 Installation Notes: CAUTION: This product is extremely heavy. Ensure the product is properly supported while transporting, during and after installation.
 Depth / Width: 508 mm
 Height: 495 mm
 Item Weight (Filled): 90.7184 kg
 Length: 660 mm
 Outer Rim Shape: Rectangular
 Overflow Opening: Yes
 Primary Material: Molded Marble
 Rough-in Supply Height Recommended: 533 mm
 Rough-in Waste Height Recommended: 483 mm

INSPIRATION

.25 is the ultimate in utilitarian elegance: A simple and understated design that is equally functional and beautiful.

PRODUCT FEATURES

Made from Lithic, our proprietary natural stone and epoxy resin composite material
 Drilled for three hole faucets
 Each piece is individually cast and finished with more than 20 hours of hand polishing
 Please ensure suitable construction and installation takes into account the particular weight of this product. Item Weight: 150 lbs.

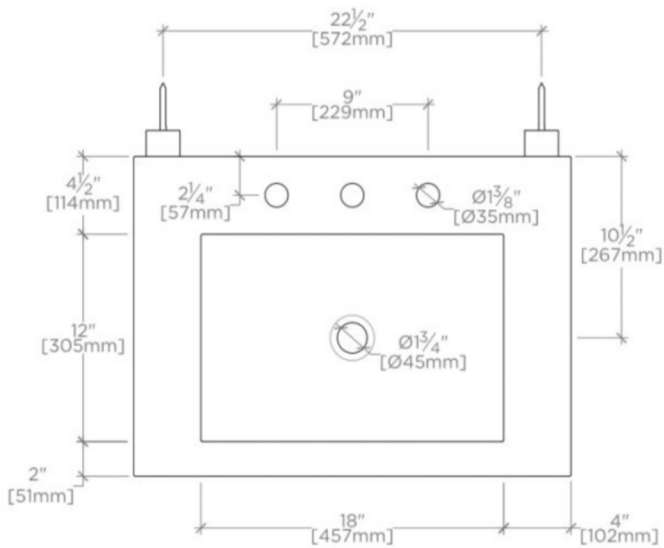
PRODUCT (NOTES)

Please ensure suitable construction and installation takes into account the particular weight of this product. Item Weight: 150 lbs.

.25

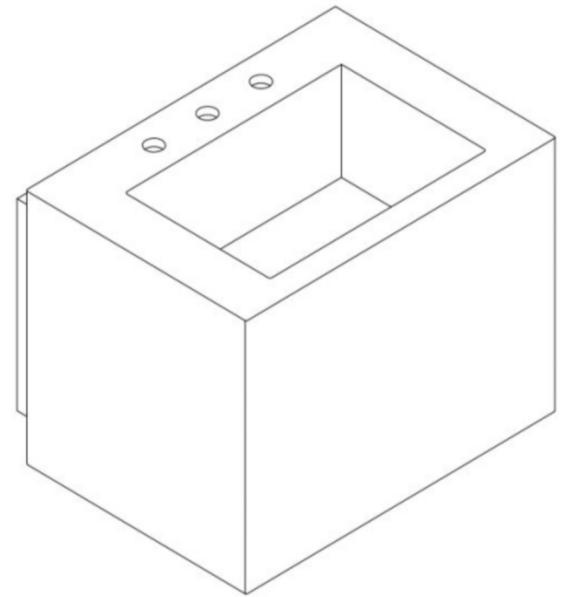
PTLV13

.25 Lithic Rectangular Wall Mounted Single Sink for Three Hole
Faucet



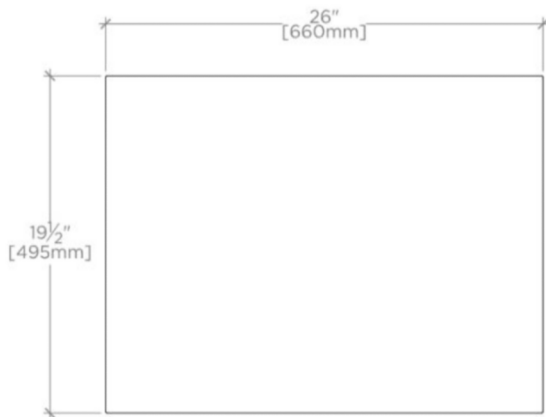
TOP VIEW

SCALE: 1"=1'-0"



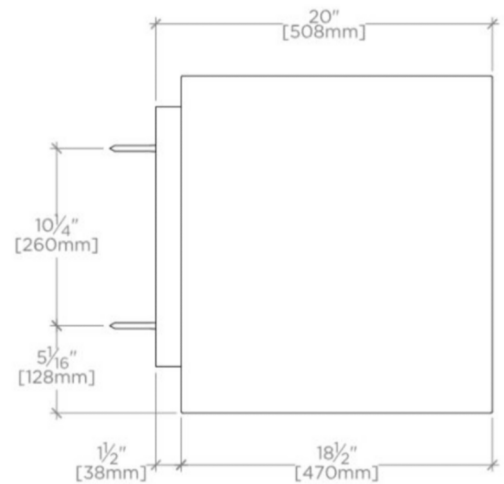
ISO VIEW

SCALE: 1"=1'-0"



FRONT VIEW

SCALE: 1"=1'-0"



SIDE VIEW

SCALE: 1"=1'-0"