


## EASTON

Easton Vintage Spray, Black Porcelain Lever Handle

EAKM19



SHOWN IN EASTON VINTAGE SPRAY, BLACK PORCELAIN LEVER HANDLE | EAKM19

### TECHNICAL DETAILS

ADA Compliance: Yes  
Adjustable versus Fixed Spray: Fixed Spray  
Deck Thickness Maximum: 1 1/4"  
Fittings Hole Diameter: 1 3/8"  
Flow Restriction Options: 2.0, 1.75, 1.5  
Handle Turn Angle: Quarter Turn  
Handshower / Spray Hose Length: 49"  
Index Color / Finish and Material: White Porcelain  
Depth / Width: 2 1/2"  
Height: 6"  
Inlet Connection Size: 1/2"  
Inlet Connection Type: Male with Supply Nut  
Length: 7"  
Number of Holes: Two Hole  
Primary Material: Brass  
Restricted Maximum Flow Rate: 2.2 gpm  
Spray Included in Unit: Y  
Suggested Application: Bar, Kitchen, Laundry  
Valve Material: Ceramic  
Water Pressure Maximum: 85.0 psi  
Water Pressure Minimum: 20.0 psi  
Water Pressure Recommended: 45.0 psi

### INSPIRATION

Drawing on Edwardian style, Easton is the most extensive Waterworks family; a range of moods and a selection of products from fittings to furniture.

### CODES & STANDARDS

Code # EAKM19: CEC

### PRODUCT FEATURES

Brass metal is used for all trim and valve components

The manufacturing process encompasses casting, turning, forging, hand-fitting and hand polishing.

Easton is our most comprehensive fittings family.

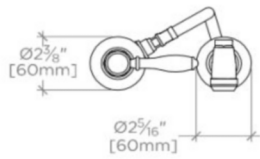
Easton has a clean-lined utilitarian profile, with a slightly elongated spout.

Standard flow rate is 2.2gpm (8.3 L/min) and State of California requires a maximum of 1.8gpm(6.8 L/min). Also available in other flow options. Contact a sales associate for details.

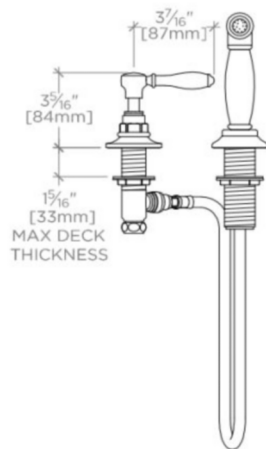
### CERTIFICATIONS



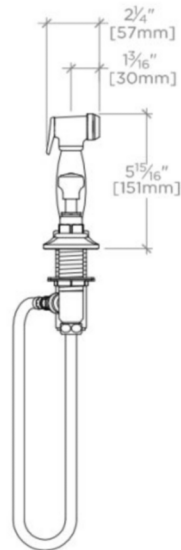
Easton Vintage Spray, Black Porcelain Lever Handle



TOP VIEW SCALE:  $1\frac{1}{2}"=1'-0"$



FRONT VIEW SCALE:  $1\frac{1}{2}"=1'-0"$



SIDE VIEW SCALE:  $1\frac{1}{2}"=1'-0"$