

## UNIVERSAL

## GU18VC

Universal 1/2" Counter-Clockwise Open Volume Control Valve

### TECHNICAL DETAILS

ADA Compliance: Yes  
Fittings Hole Diameter: 35 mm  
Handle Turn Angle: Quarter Turn  
Depth / Width: 140 mm  
Height: 76 mm  
Inlet Connection Size: 1/2"  
Inlet Connection Type: Female G/BSPP  
Length: 32 mm  
Outlet Connection Size: 1/2"  
Outlet Connection Type: Female BSP  
Primary Material: Brass  
Suggested Application: Bath  
Valve Material: Ceramic  
Water Pressure Maximum: 5.5 bar  
Water Pressure Minimum: 1.5 bar  
Water Pressure Recommended: 3.0 bar



SHOWN IN UNIVERSAL 1/2" COUNTERCLOCKWISE OPEN VOLUME CONTROL VALVE| GUV19

### INSPIRATION

Our Universal collection features timeless designs complementing any of our Waterworks. With a wide range of product, from fittings to accessories, Universal adds exquisite proportion and balance to any environment.

### PRODUCT FEATURES

Customize your bath experience with a hot cartridge rough, for use with Waterworks Studio wall valve trims

1/2" NPT female inlet and outlet with quarter turn functionality

Custom tile guard ensures precise tiling, while providing accessibility in servicing the valve.

6 gpm unrestricted maximum flow at 45 psi

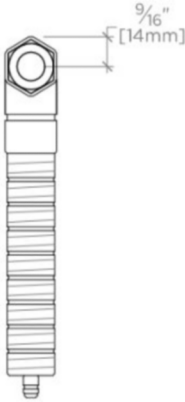
Made of brass materials

UNIVERSAL

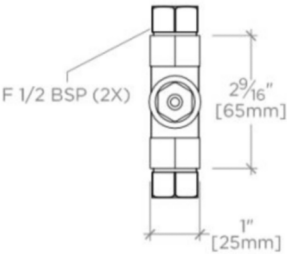
GU18VC

Universal 1/2" Counter-Clockwise Open Volume Control Valve

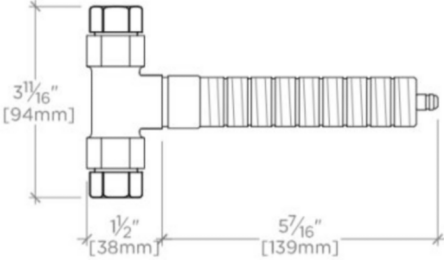
ADAPTER(S) PACKAGED SEPARATELY		
ADAPTER	DESCRIPTION	QTY
UNUK02	1/2" Male NPT x 1/2" Female BSP	2



TOP VIEW      SCALE: 3"=1'-0"



FRONT VIEW      SCALE: 3"=1'-0"



SIDE VIEW      SCALE: 3"=1'-0"