

## EASTON

EALS41

Easton Classic Low Profile Three Hole Wall Mounted Lavatory Faucet with Metal Cross Handles



SHOWN IN EASTON CLASSIC LOW PROFILE THREE HOLE WALL MOUNTED LAVATORY FAUCET WITH ELONGATED SPOUT

### TECHNICAL DETAILS

ADA Compliance: Yes  
 Adjustable versus Fixed Spray: Fixed Spray  
 Control Valve Rough-in Depth Maximum: 133 mm  
 Control Valve Rough-in Depth Minimum: 70 mm  
 Drain Assembly Materials: Brass  
 Drain Depth Maximum: 70 mm  
 Drain Hole Diameter: 44 mm  
 Drain Style: Lift and Turn  
 Escutcheon Primary Material: Brass  
 Fittings Hole Diameter: 35 mm  
 Flow Restriction Options: 1.0 , 1.2 , 1.5 , 1.75, 2.2  
 Handle Spread Maximum: 203 mm  
 Handle Spread Minimum: 203 mm  
 Handle Turn Angle: Quarter Turn  
 Index Color / Finish and Material: White Porcelain  
 Depth / Width: 165 mm  
 Drain Depth Minimum: 25 mm  
 Height: 76 mm  
 Index Marking: Hot/Cold  
 Inlet Connection Size: 1/2"  
 Inlet Connection Type: Male NPT  
 Inlet Supply Spread Maximum: 203 mm  
 Inlet Supply Spread Minimum: 203 mm  
 Installation Type: Wall Mounted  
 Length: 381 mm  
 Number of Handles: Two  
 Number of Holes: Three Hole  
 Primary Material: Brass  
 Spout Swivel: N  
 Suggested Application: Bath  
 Valve Material: Ceramic  
 Water Pressure Maximum: 6.0 bar  
 Water Pressure Minimum: 1.5 bar  
 Water Pressure Recommended: 3.0 bar

### INSPIRATION

Drawing on Edwardian style, Easton is the most extensive Waterworks family; a range of moods and a selection of products from fittings to furniture.

### CODES & STANDARDS

Code # EALS41: ASME A112.18.1 / CSA B125.1

### PRODUCT FEATURES

Brass metal is used for all trim and valve components

The manufacturing process encompasses casting, turning, forging, hand-fitting and hand polishing.

Easton is our most comprehensive fittings family.

Easton has a clean-lined utilitarian profile, with a slightly elongated spout.

Standard flow rate is 2.2gpm (8.3 L/min) and State of California requires 1.2gpm(4.5 L/min). Also available in other flow options. Contact a sales associate for details.

### CERTIFICATIONS



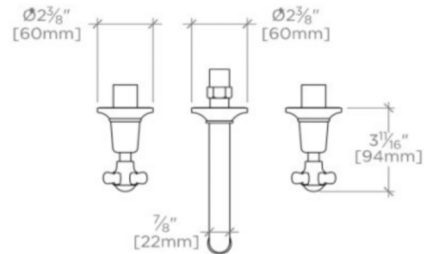
### PRODUCT (NOTES)

Sold with European style drain; USA style drain sold separately for use with non-Waterworks sinks.

## EASTON

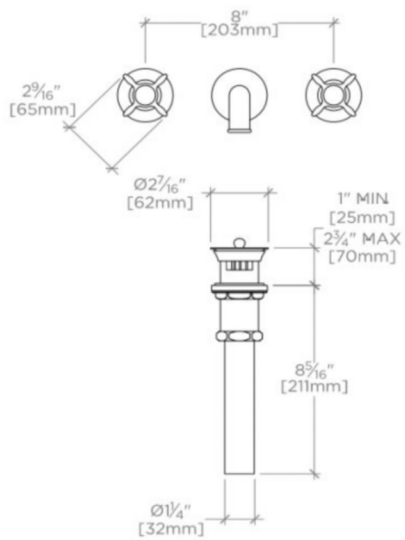
EALS41

Easton Classic Low Profile Three Hole Wall Mounted Lavatory Faucet  
with Metal Cross Handles



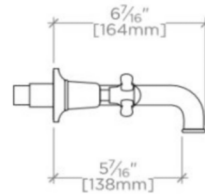
TOP VIEW

SCALE: 1 1/2"=1'-0"



FRONT VIEW

SCALE: 1 1/2"=1'-0"



SIDE VIEW

SCALE: 1 1/2"=1'-0"

