


AERO RETRO

Aero Retro Handshower On Hook with Metal Handle

RTHS25



SHOWN IN AERO RETRO HANDSHOWER ON HOOK WITH METAL HANDLE| RTHS25

TECHNICAL DETAILS

Adjustable versus Fixed Spray: Fixed Spray
 Diameter of Head: 1.8375"
 Escutcheon Primary Material: Brass
 Fittings Hole Diameter: 1 1/4"
 Flow Restriction Options: 2.0, 1.75, 1.5, 0.92
 Handshower / Spray Hose Length: 59"
 Depth / Width: 4"
 Height: 10 1/2"
 Inlet Connection Size: 1/2"
 Inlet Connection Type: Female NPT
 Installation Type: Wall Mounted
 Integrated Diverter: N
 Length: 10 1/2"
 Pivot: Y
 Primary Material: Brass
 Restricted Maximum Flow Rate: 2.5 gpm
 Suggested Application: Bath
 Water Pressure Maximum: 75.0 psi
 Water Pressure Minimum: 20.0 psi
 Water Pressure Recommended: 45.0 psi

INSPIRATION

An easy and distinctive silhouette, Aero Retro is a softer version of Aero with a more informal feeling.

CODES & STANDARDS

Code # RTHS25: ASME A112.18.1, CSA B125, ASSE1014, IAPMO, State of MA, CEC

PRODUCT FEATURES

Brass material is used for all trim and valve component parts.

The manufacturing process encompasses casting, turning, hand-fitting and hand polishing.

Aero Retro is a special order collection

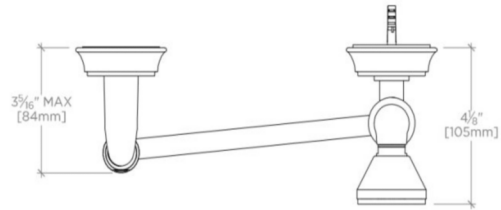
Standard flow rate is 2.5gpm (9.5 L/min). Also available in high efficient flow options. Contact your sales associate or call 1 (800) 899-6757 for details.



AERO RETRO

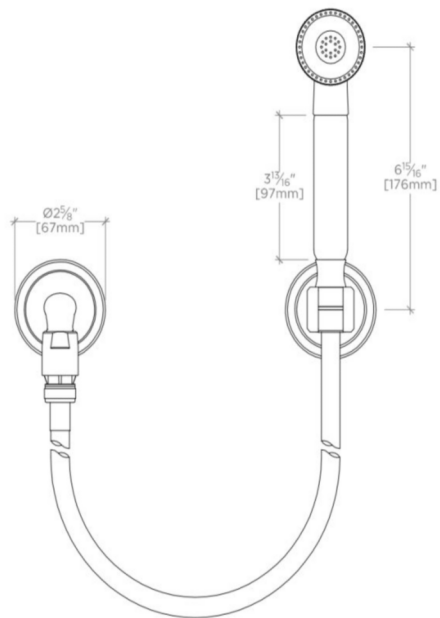
Aero Retro Handshower On Hook with Metal Handle

RTHS25



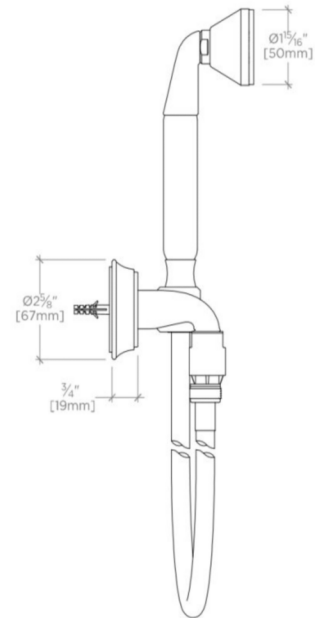
TOP VIEW

SCALE: 3"=1'-0"



FRONT VIEW

SCALE: 3"=1'-0"



SIDE VIEW

SCALE: 3"=1'-0"