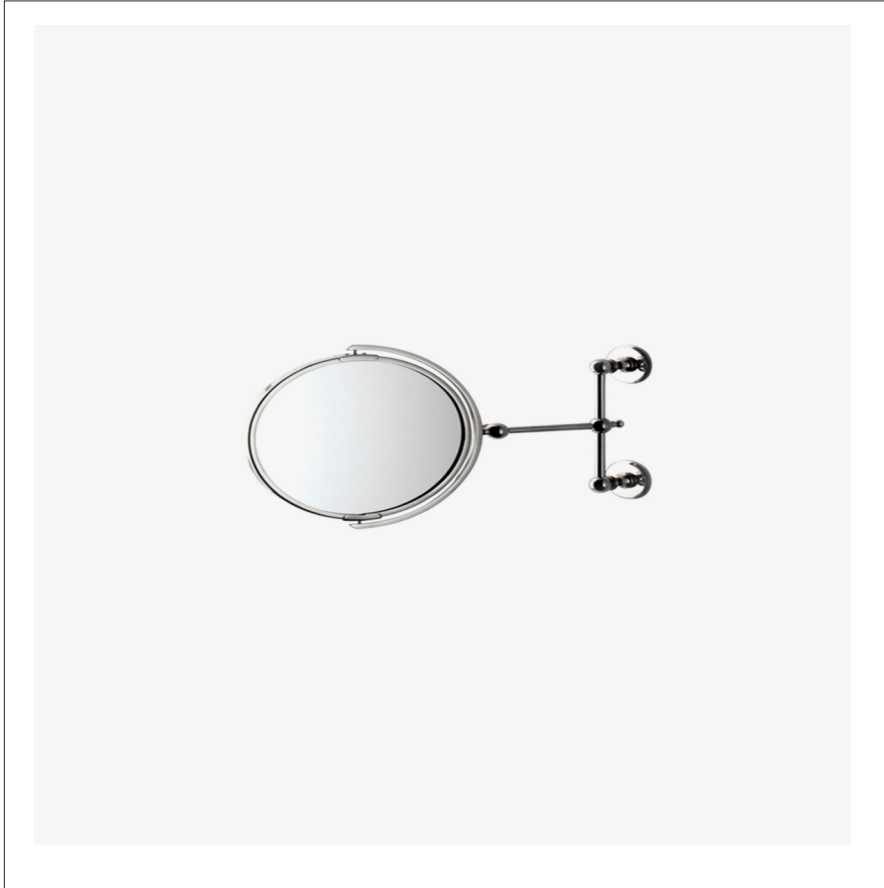


CRYSTAL

Crystal Wall Mounted 6 1/4" dia. Magnifying Extension Mirror

CRMR41



SHOWN IN CRYSTAL WALL MOUNTED 6 1/4" DIA. MAGNIFYING EXTENSION MIRROR| CRMR41

TECHNICAL DETAILS

Depth / Width: 325 mm
Height: 202 mm
Length: 44 mm
Mirror Extension Length: 327 mm
Primary Material: Metal
Suggested Application: Bath

INSPIRATION

Comprehensive and universal, the classic design of Crystal is appropriate to partner with any line of fittings and fixtures from modern to traditional. The weight and quality of these handcrafted pieces is unsurpassed.

PRODUCT FEATURES

6 1/4" Diameter
Double sided - 3X & 1X Magnification
Made from Brass
Chrome, Matte Nickel & Nickel Finishes

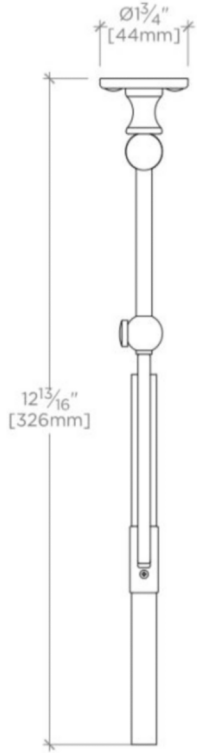
PRODUCT (NOTES)

Double sided mirror. 3x magnification on one side; 1x magnification on the other

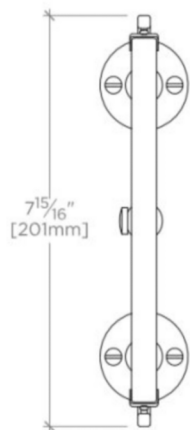
CRYSTAL

CRMR41

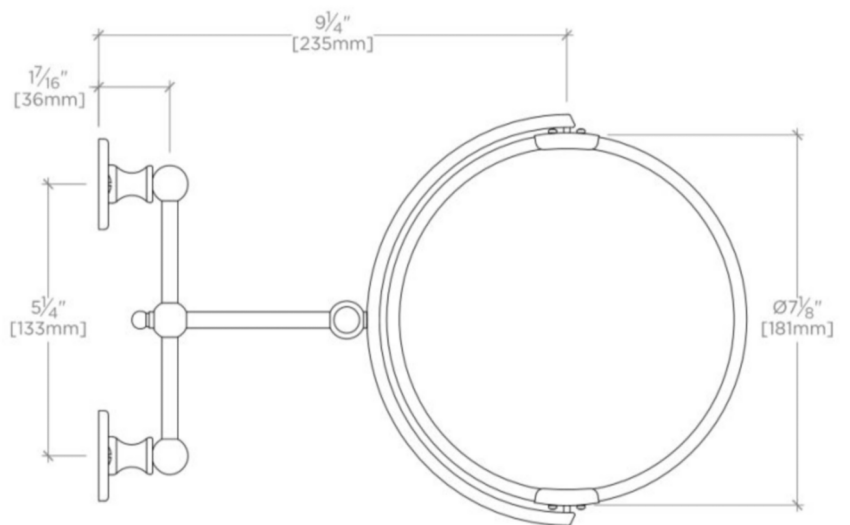
Crystal Wall Mounted 6 1/4" dia. Magnifying Extension Mirror



TOP VIEW SCALE: 3"=1'-0"



FRONT VIEW SCALE: 3"=1'-0"



SIDE VIEW SCALE: 3"=1'-0"