

UNIVERSAL

GU19VC

Universal 1/2" Clockwise Open Volume Control Valve

TECHNICAL DETAILS

ADA Compliance: Yes
Fittings Hole Diameter: 35 mm
Handle Turn Angle: Quarter Turn
Depth / Width: 140 mm
Height: 76 mm
Inlet Connection Size: 1/2"
Inlet Connection Type: Female G/BSPP
Length: 32 mm
Outlet Connection Size: 1/2"
Outlet Connection Type: Female BSP
Primary Material: Brass
Suggested Application: Bath
Valve Material: Ceramic
Water Pressure Maximum: 5.5 bar
Water Pressure Minimum: 1.5 bar
Water Pressure Recommended: 3.0 bar



SHOWN IN UNIVERSAL 1/2" CLOCKWISE OPEN VOLUME CONTROL VALVE| GUV19

INSPIRATION

Our Universal collection features timeless designs complementing any of our Waterworks. With a wide range of product, from fittings to accessories, Universal adds exquisite proportion and balance to any environment.

PRODUCT FEATURES

Customize your bath experience with a hot cartridge rough, for use with Waterworks Studio wall valve trims

1/2" NPT female inlet and outlet with quarter turn functionality

Custom tile guard ensures precise tiling, while providing accessibility in servicing the valve.

6 gpm unrestricted maximum flow at 45 psi

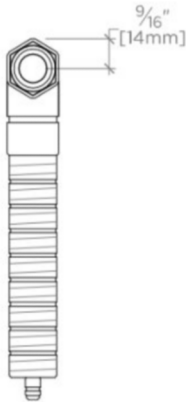
Made of brass materials

UNIVERSAL

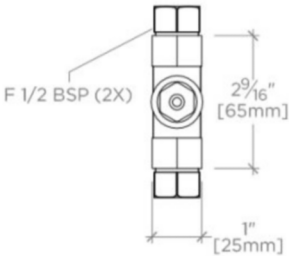
GU19VC

Universal 1/2" Clockwise Open Volume Control Valve

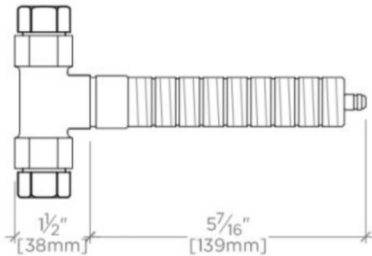
ADAPTER(S) PACKAGED SEPARATELY		
ADAPTER	DESCRIPTION	QTY
UNUK02	1/2" Male NPT x 1/2" Female BSP	2



TOP VIEW SCALE: 3"=1'-0"



FRONT VIEW SCALE: 3"=1'-0"



SIDE VIEW SCALE: 3"=1'-0"