

WATERWORKS STUDIO

CAMPUS




From the halls of higher learning to the famed walls of the Paris Metro, understated ceramic surfaces serve as backdrops from which great things emerge. Shiny finishes and neutral tones make Campus ideal for cladding walls in a variety of settings.

WATERWORKS STUDIO

CAMPUS


FIELD TILE



FIELD TILE 2" X 8"




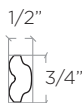
FIELD TILE 3" X 6"



FIELD TILE 6" X 12"*



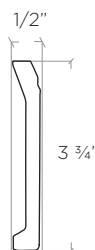
STRIPE LINER
3/4" X 6"



CHAIR RAIL
1 1/2" X 6"



STANDARD BASE
3 3/4" X 6"



*AVAILABLE IN GLOSSY WHITE SOLID ONLY

WATERWORKS STUDIO

CAMPUS PALETTE



WHITE GLOSSY
SOLID
V1^Δ



CINDER GLOSSY
SOLID
V2^Δ

^Δ See variation chart

WATERWORKS STUDIO

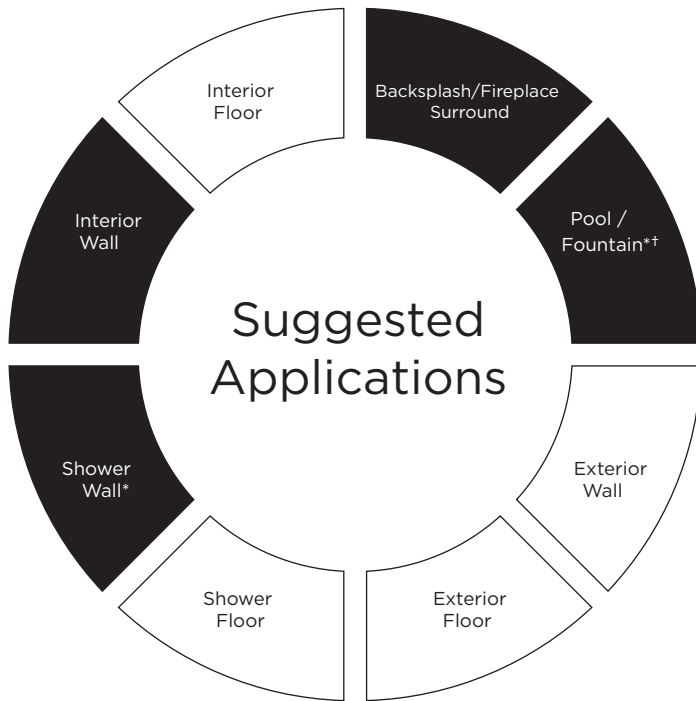
CAMPUS

ITEM INDEX

CAMPUS	WHITE GLOSSY	CINDER GLOSSY	SAMPLES AVAILABLE
Variation	1	2	
Field			
2x8	X	X	X
3x6	X	X	X
6x12	X		X
Trim			
Bullnose 2x8 Long	X	X	
Bullnose 3x6 Short	X	X	
Bullnose 3x6 Long	X	X	
Bullnose 3x6 Corner Left	X	X	
Bullnose 3x6 Corner Right	X	X	
6x12 Finished and Glazed Corner Left	X		
6x12 Finished and Glazed Corner Right	X		
Rail			
Chair Rail	X	X	X
Base			
Standard Base	X	X	X
Liner			
Stripe Liner	X	X	X

WATERWORKS STUDIO

CAMPUS



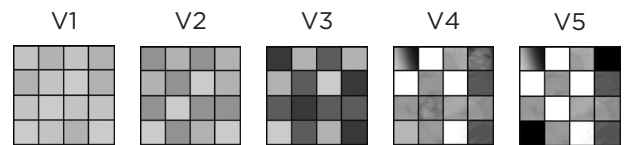
● Recommended Use ○ Not Recommended Use

Application Notes

* Suitable for use in wet environments, including steam showers, if properly installed, sealed, and maintained

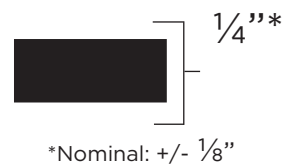
† Suitable above waterline in tropical/subtropical climates ONLY

Variation Level



1. MINIMAL, IF ANY COLOR VARIATION
2. SLIGHT COLOR VARIATION CAN BE EXPECTED
3. A MEDIUM RANGE OF COLOR VARIATION IS TYPICAL; DARKER AND LIGHTER TONES ARE EVIDENT
4. CONSIDERABLE COLOR VARIATION IS TYPICAL; FROM DARKS TO LIGHTS AND SOME TONE CHANGES
5. EXTREME COLOR VARIATION CAN BE EXPECTED - THE RANGE IS OFTEN DIFFERING BUT COMPLEMENTARY

Thickness



Suggested Grout Lines

$\frac{1}{16}'' - \frac{1}{8}''$

Installation / Maintenance

- WATERWORKS ASSUMES NO RESPONSIBILITY FOR INSTALLATION
- Installation constitutes acceptance.
- Tile should be installed by a licensed and experienced tile setter.
- Refer to TCNA (Tile Council of North America) or ANSI standards for installation guidelines.
- All tile must be inspected PRIOR to installation.
- Dry lay tile prior to installation to allow for blending of color variation.
- Waterworks recommends a grouted test panel prior to installation to understand final appearance of grouted material.
- Seal grout after installation and maintain regularly.