

EASTON

Easton Vintage Low Profile Three Hole Wall Mounted Lavatory Faucet with Metal Lever Handles

EALS62



TECHNICAL DETAILS

ADA Compliance: Yes
 Adjustable versus Fixed Spray: Fixed Spray
 Control Valve Rough-in Depth Maximum: 5 1/4"
 Control Valve Rough-in Depth Minimum: 2 3/4"
 Drain Assembly Materials: Brass
 Drain Depth Maximum: 2 3/4"
 Drain Hole Diameter: 1 3/4"
 Drain Style: Lift and Turn
 Escutcheon Primary Material: Brass
 Fittings Hole Diameter: 1 3/8"
 Flow Restriction Options: 1.0 , 1.2 , 1.5 , 1.75, 2.2
 Handle Spread Maximum: 8"
 Handle Spread Minimum: 8"
 Handle Turn Angle: Quarter Turn
 Index Color / Finish and Material: White Porcelain
 Drain Depth Minimum: 1"
 Height: 3"
 Index Marking: Hot/Cold
 Inlet Connection Size: 1/2"
 Inlet Connection Type: Male NPT
 Inlet Supply Spread Maximum: 8"
 Inlet Supply Spread Minimum: 8"
 Installation Type: Wall Mounted
 Length: 6 7/16"
 Number of Handles: Two
 Number of Holes: Three Hole
 Primary Material: Brass
 Spout Swivel: N
 Suggested Application: Bath
 Valve Material: Ceramic
 Water Pressure Maximum: 85.0 psi
 Water Pressure Minimum: 20.0 psi
 Water Pressure Recommended: 45.0 psi

INSPIRATION

Drawing on Edwardian style, Easton is the most extensive Waterworks family; a range of moods and a selection of products from fittings to furniture.

CODES & STANDARDS

Code # EALS62: Certified with IAPMO, NSF, CEC, State of MA & City of LA. Complies with ASME A112.18.1/CSA B125.1, ASME 112.18.2/CSA B125.2, ANSI A117.1 ADA, & ASTM E 1621-05

PRODUCT FEATURES

Brass metal is used for all trim and valve components

The manufacturing process encompasses casting, turning, forging, hand-fitting and hand polishing.

Easton has a clean-lined utilitarian profile, with a slightly elongated spout.

Standard flow rate is 2.2gpm (8.3 L/min) and State of California requires 1.2gpm(4.5 L/min). Also available in other flow options. Contact a sales associate for details.



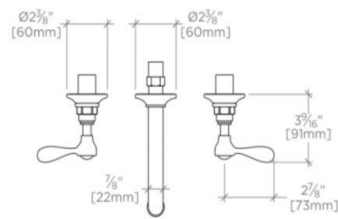
PRODUCT (NOTES)

Sold with European style drain; USA style drain sold separately for use with non-Waterworks sinks.

EASTON

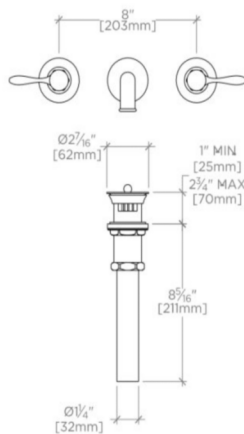
EALS62

Easton Vintage Low Profile Three Hole Wall Mounted Lavatory
Faucet with Metal Lever Handles



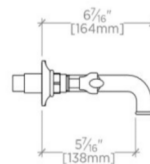
TOP VIEW

SCALE: $1\frac{1}{2}"=1'-0"$



FRONT VIEW

SCALE: $1\frac{1}{2}"=1'-0"$



SIDE VIEW

SCALE: $1\frac{1}{2}"=1'-0"$