

EASTON

EALS01

Easton Classic Low Profile Three Hole Deck Mounted Lavatory Faucet with Metal Cross Handles



SHOWN IN EASTON CLASSIC LOW PROFILE THREE HOLE DECK MOUNTED LAVATORY FAUCET WITH METAL CROSS

TECHNICAL DETAILS

ADA Compliance: Yes
 Adjustable versus Fixed Spray: Fixed Spray
 Deck Thickness Maximum: 32 mm
 Deck Thickness Minimum: 0 mm
 Drain Assembly Materials: Brass
 Drain Depth Maximum: 35 mm
 Drain Hole Diameter: 44 mm
 Drain Style: Pop-up
 Escutcheon Primary Material: Brass
 Fittings Hole Diameter: 35 mm
 Flow Restriction Options: 1.0 , 1.2 , 1.5 , 1.75, 2.2
 Handle Spread Maximum: 305 mm
 Handle Spread Minimum: 203 mm
 Handle Turn Angle: Quarter Turn
 Index Color / Finish and Material: White Porcelain
 Depth / Width: 229 mm
 Drain Depth Minimum: 44 mm
 Height: 89 mm
 Index Marking: Hot/Cold
 Inlet Connection Size: 1/2"
 Inlet Connection Type: Male with supply nut
 Inlet Supply Spread Maximum: 305 mm
 Inlet Supply Spread Minimum: 203 mm
 Installation Type: Deck Mounted
 Length: 406 mm
 Number of Handles: Two
 Number of Holes: Three Hole
 Primary Material: Brass
 Spout Swivel: N
 Suggested Application: Bath
 Valve Material: Ceramic
 Water Pressure Maximum: 6.0 bar
 Water Pressure Minimum: 1.5 bar
 Water Pressure Recommended: 3.0 bar

INSPIRATION

Drawing on Edwardian style, Easton is the most extensive Waterworks family; a range of moods and a selection of products from fittings to furniture.

CODES & STANDARDS

Code # EALS01: ASME A112.18.1, CSA B125, NSF, CEC, IAPMO, State of MA

PRODUCT FEATURES

Brass metal is used for all trim and valve components
 The manufacturing process encompasses casting, turning, forging, hand-fitting and hand polishing.
 Easton is our most comprehensive fittings family.
 Easton has a clean-lined utilitarian profile, with a slightly elongated spout.
 Standard flow rate is 2.2gpm (8.3 L/min) and State of California requires 1.2gpm(4.5 L/min). Also available in other flow options. Contact a sales associate for details.

CERTIFICATIONS



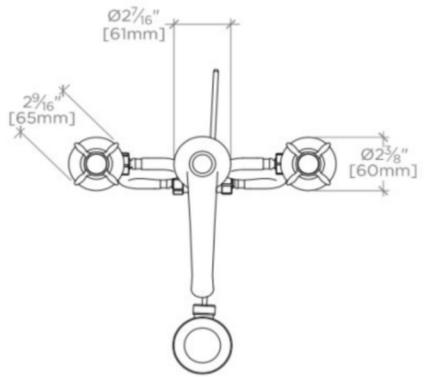
PRODUCT (NOTES)

Sold with European style drain; USA style drain sold separately for use with non-Waterworks sinks.

EASTON

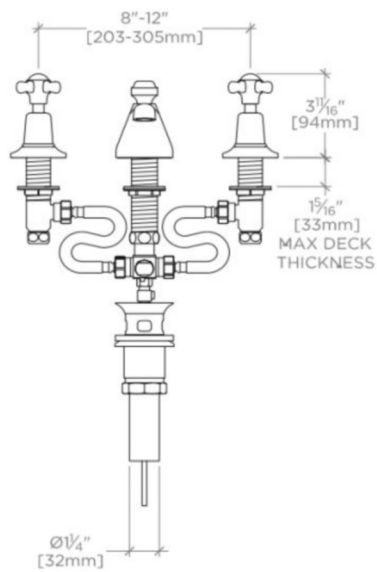
EALS01

Easton Classic Low Profile Three Hole Deck Mounted Lavatory
Faucet with Metal Cross Handles



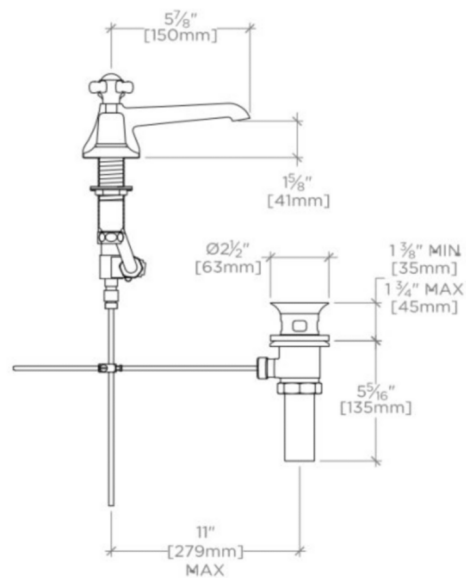
TOP VIEW

SCALE: 1 1/2"=1'-0"



FRONT VIEW

SCALE: 1 1/2"=1'-0"



SIDE VIEW

SCALE: 1 1/2"=1'-0"