

## EASTON

EA16UN

Easton Classic Pair of 2 3/8" x 4 7/16" x 8" Deck Unions

### TECHNICAL DETAILS

Deck Thickness Maximum: 48 mm  
Fittings Hole Diameter: 32 mm  
Depth / Width: 113 mm  
Height: 203 mm  
Inlet Connection Size: 3/4"  
Inlet Connection Type: Male G/BSPP  
Length: 60 mm  
Outlet Connection Size: 3/4"  
Outlet Connection Type: Male Straight Thread  
Primary Material: Brass  
Suggested Application: Bath



SHOWN IN EASTON VINTAGE EXPOSED TUB FILLER, WHITE PORCELAIN HANDSHOWER AND LEVER DIVERTER WITH METAL

### INSPIRATION

Drawing on Edwardian style, Easton is the most extensive Waterworks family; a range of moods and a selection of products from fittings to furniture.

### PRODUCT FEATURES

Brass metal is used for all trim and valve components

The manufacturing process encompasses casting, turning, forging, hand-fitting and hand polishing.

Easton is our most comprehensive fittings family.

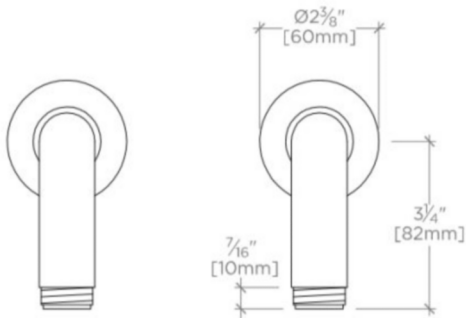
Easton has a clean-lined utilitarian profile, with a slightly elongated spout.

EASTON

EA16UN

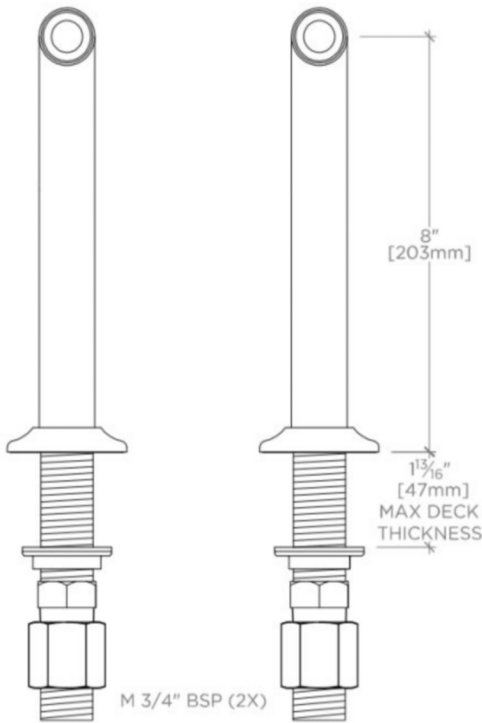
Easton Classic Pair of 2 3/8" x 4 7/16" x 8" Deck Unions

ADAPTER(S) PACKAGED SEPARATELY		
ADAPTER	DESCRIPTION	QTY
UNUK05	3/4" NPT Female x 3/4" Male BSP	2



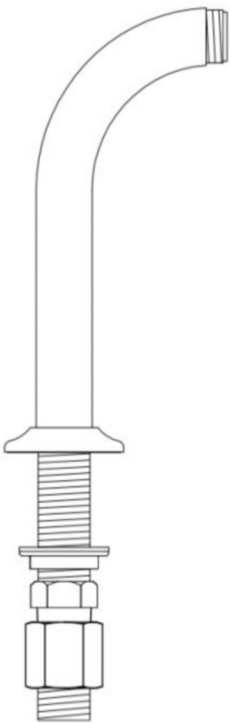
TOP VIEW

SCALE: 3"=1'-0"



FRONT VIEW

SCALE: 3"=1'-0"



SIDE VIEW

SCALE: 3"=1'-0"