

ETOILE

Etoile Wall Mounted Swing Arm Paper Holder

ETPH37



SHOWN IN NICKEL

TECHNICAL DETAILS

Escutcheon Primary Material: Brass
Depth / Width: 2 1/2"
Height: 5 1/4"
Installation Type: Wall Mounted
Length: 6"
Primary Material: Brass
Suggested Application: Bath

INSPIRATION

Defined elegance. Etoile has a European sophistication with a timeless sense of chic.

PRODUCT FEATURES

6" x 2 1/2" x 5 1/4"

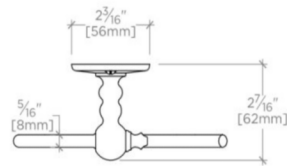
Made of Brass



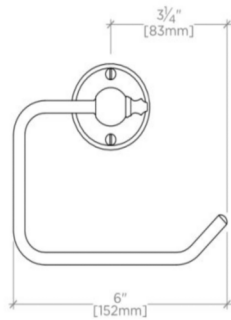
ETOILE

ETPH37

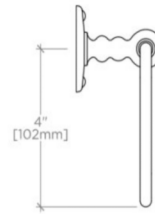
Etoile Wall Mounted Swing Arm Paper Holder



TOP VIEW SCALE: 3"=1'-0"



FRONT VIEW SCALE: 3"=1'-0"



SIDE VIEW SCALE: 3"=1'-0"