



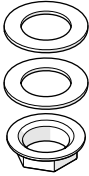
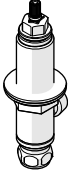

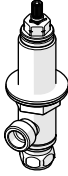


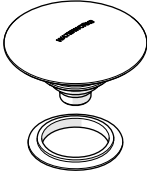


AERO SERVICE PARTS

* FINISH/COLOR MUST BE SPECIFIED WHEN ORDERING
 ++ SUPPLIED AS A PAIR

	PRODUCT	DESCRIPTION
	<p>AELS40</p>	<p>Aero Gooseneck Three Hole Deck Mounted Lavatory Faucet with Metal Cross Handles</p>
	<p>AELS50</p>	<p>Aero Gooseneck Three Hole Deck Mounted Lavatory Faucet with Metal Lever Handles</p>

AERO SERVICE PARTS

* FINISH/COLOR MUST BE SPECIFIED WHEN ORDERING
 ++ SUPPLIED AS A PAIR

	STYLE NUMBER	DESCRIPTION	PRODUCT SERVICED	
	103471	3/4" MOUNTING HARDWARE	AELS40	AELS50
	103474	1/2" COUNTERCLOCKWISE ON SIDEBODY	AELS40	AELS50
	103475	SUPPLY HOSE, 1/2" X 1/2", 11-13/16" [300mm] LENGTH	AELS40	AELS50
	103504	1/2" CLOCKWISE ON SIDEBODY	AELS50	
	103614	1/2" MALE X 1/2" FEMALE TEE WITH WASHER	AELS40	AELS50
	103678	CHECK VALVE	AELS40	AELS50
	103692*	"WATERWORKS" ENGRAVED PUSH-TOUCH DRAIN STOPPER WITH SEAL	AELS40	AELS50
	103693*	"WATERWORKS" ENGRAVED EURO-STYLE PUSH-TOUCH DRAIN	AELS40	AELS50
	103696	1/2" MOUNTING HARDWARE	AELS40	AELS50

AERO SERVICE PARTS

* FINISH/COLOR MUST BE SPECIFIED WHEN ORDERING
 ++ SUPPLIED AS A PAIR

	STYLE NUMBER	DESCRIPTION	PRODUCT SERVICED	
	103772*	METAL CROSS HANDLE, SCREW, AND STEM (EXTERNAL O-RING)	AELS40	
	103773*	OVAL HEAD SCREW, SLOTTED, M4 X 0.7mm, 30mm LENGTH	AELS40	AELS50
	103774*	GLAND COVER AND ESCUTCHEON WITH WASHER	AELS40	AELS50
	103777*	METAL LEVER HANDLE, SCREW, AND STEM (EXTERNAL O-RING)	AELS50	
	104245	CACHE TINY JUNIOR HIDDEN FAUCET AERATOR	AELS40	AELS50
	258790	1/2" CLOCKWISE ON CARTRIDGE	AELS50	
	337847	1/2" COUNTERCLOCKWISE ON CARTRIDGE	AELS40	AELS50
	999191	TINY JUNIOR AERATOR REMOVAL KEY	AELS40	AELS50