

## ROADSTER


Roadster 4" Pull

RDHW04

---

### TECHNICAL DETAILS

Escutcheon Primary Material: Brass



SHOWN IN ROADSTER 4" PULL | RDHW04

---

### INSPIRATION

Inspired by vintage sports cars, these classic yet sharp silhouettes feature octagonal indices and geometric forms: perfect for giving any bath a dash of retro cool.

---

### PRODUCT FEATURES

Octagonal details

Pair with Waterworks extensive line of Roadster fittings and faucets

Solid brass

Includes per fixing: 8-32 Truss Head Machine Screw-Combo-Slotted

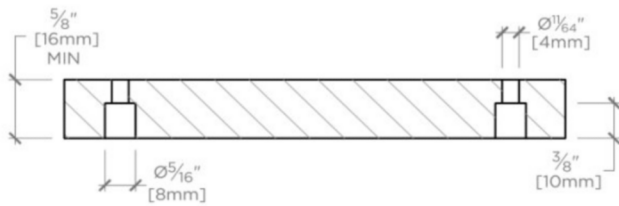
# WATERWORKS

## ROADSTER

RDHW04

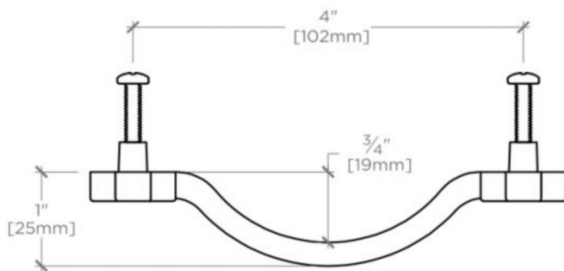
Roadster 4" Pull

MOUNTING HARDWARE INCLUDED		
STYLE #	DESCRIPTION	QTY
998945	Service Parts 8-32 1" Truss Head Machine Screw, Combo, Slotted	1
998946	Service Parts 8-32 1 1/2" Truss Head Machine Screw, Combo, Slotted	1



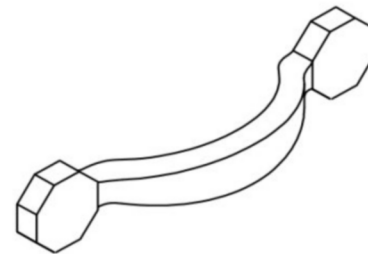
RECOMMENDED CABINET DRILLING

SCALE: 6"=1'-0"



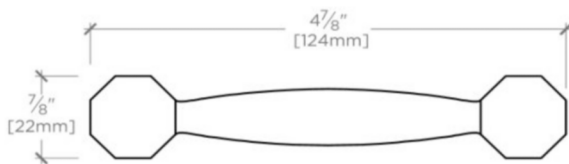
TOP VIEW

SCALE: 6"=1'-0"



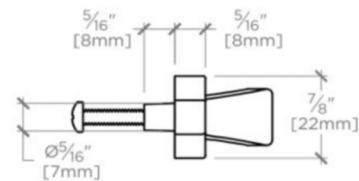
ISO VIEW

SCALE: 6"=1'-0"



FRONT VIEW

SCALE: 6"=1'-0"



SIDE VIEW

SCALE: 6"=1'-0"