


ETOILE

ETVC73

Etoile Volume Control Valve Trim White Porcelain Douche Indice with Metal Cross Handle



SHOWN IN ETOILE VOLUME CONTROL VALVE TRIM WHITE PORCELAIN DOUCHE INDICE WITH METAL CROSS HANDLE]

TECHNICAL DETAILS

ADA Compliance: Yes
 Control Valve Rough-in Depth Maximum: 3.13"
 Control Valve Rough-in Depth Minimum: 2.23"
 Diverter Valve Rough-in Depth Maximum: 2.66"
 Diverter Valve Rough-in Depth Minimum: 2.58"
 Escutcheon Primary Material: Brass
 Index Color / Finish and Material: White Porcelain
 Depth / Width: 3 5/8"
 Height: 2 1/2"
 Index Marking: Douche
 Integrated Diverter: N
 Length: 2 1/2"
 Number of Handles: One
 Primary Material: Brass
 Suggested Application: Bath

INSPIRATION

Defined elegance. Etoile has a European sophistication with a timeless sense of chic.

CODES & STANDARDS

Code # ETSV73: Certified with IAPMO, UL & State of MA. Complies with ASME A112.18.1/CSA B125.1, ANSI A117.1 ADA & ASTM E 1621-05.

PRODUCT FEATURES

Unique details include the graceful, elongated curves of all pieces in the line.
 Dew-drop designed cross handle features a white porcelain index, available with hot or cold markings.
 Multiple shower devices can be operated simultaneously with the installation of separate wall valves.
 The volume-control wall valve adjusts water flow.

CERTIFICATIONS



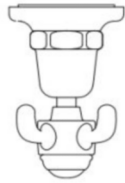
PRODUCT (NOTES)

Requires valve GUSV16 sold separately.

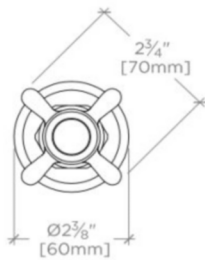
ETOILE

ETVC73

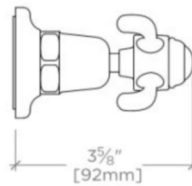
Etoile Volume Control Valve Trim White Porcelain Douche Indice
with Metal Cross Handle



TOP VIEW SCALE: 3"=1'-0"



FRONT VIEW SCALE: 3"=1'-0"



SIDE VIEW SCALE: 3"=1'-0"