

ISLA

IS2T01

Isla Two Way Diverter Valve Trim for Thermostatic System with Metal Petra Handle



SHOWN IN ISLA TWO WAY DIVERTER VALVE TRIM FOR THERMOSTATIC SYSTEM WITH METAL PETRA HANDLE | IS2T01

TECHNICAL DETAILS

Control Valve Rough-in Depth Maximum: 5 3/8"
 Control Valve Rough-in Depth Minimum: 3 1/8"
 Escutcheon Primary Material: Brass
 Fittings Hole Diameter: 2 1/2"
 Handle Turn Angle: Quarter Turn Each Way
 Depth / Width: 3"
 Height: 4 1/2"
 Length: 4 3/8"
 Suggested Application: Bath

INSPIRATION

Pure, timeless, unique and versatile - sculptural organic forms meet advanced engineering in this inspiring collection of fittings, hardware and accessories.

PRODUCT FEATURES

Features rock-like Petra Handle

For use with a Thermostatic shower system and two waterway outlets such as a handshower, shower head, or tub spout

Requires the Two Way Diverter Valve Rough with Shutoff: US: GUDV14 and UK: GU14DV

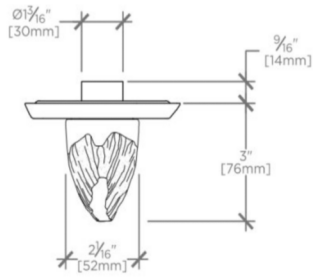
Stocked in Nickel, Unlacquered Brass, Burnished Nickel, and Burnished Brass finishes



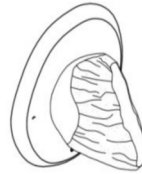
ISLA

IS2T01

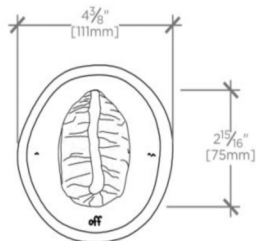
Isla Two Way Diverter Valve Trim for Thermostatic System with Metal Petra Handle



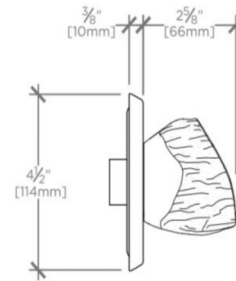
TOP VIEW SCALE: 3"=1'-0"



ISO VIEW SCALE: 3"=1'-0"



FRONT VIEW SCALE: 3"=1'-0"



SIDE VIEW SCALE: 3"=1'-0"