




ESTB. 1978

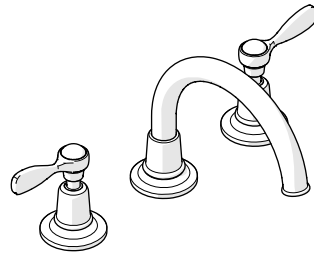
WATERWORKS

SERVICE PARTS



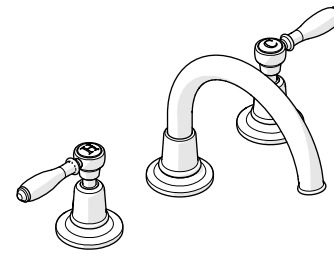
STYLE EALS31

Easton Classic Gooseneck Three Hole Deck Mounted Lavatory Faucet
with Metal Cross Handles



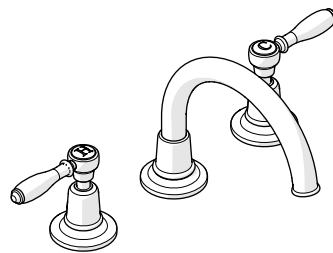
STYLE EALS32

Easton Classic Gooseneck Three Hole
Deck Mounted Lavatory Faucet
with Metal Lever Handles



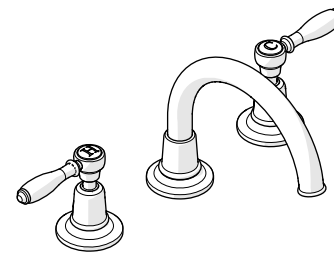
STYLE EALS33

Easton Classic Gooseneck Three Hole
Deck Mounted Lavatory Faucet
with White Porcelain Lever Handles



STYLE EALS34

Easton Classic Gooseneck Three Hole
Deck Mounted Lavatory Faucet
with Black Porcelain Lever Handles



STYLE EALS35

Easton Classic Gooseneck Three Hole
Deck Mounted Lavatory Faucet
with Oak Lever Handles

WELCOME TO

WATERWORKS

For over three decades, Waterworks has transformed the bath through an absolute commitment to design authenticity, innovation and quality. A blend of scholarly appreciation and applied experience guarantees mechanical integrity, meticulous craftsmanship, and timeless designs.

**TO ORDER PARTS CALL
1 (800) 927-2120 (EXT 2)**

Order by part number and specify color, finish, or other options if required.

PRODUCT SUPPORT

Our Product Support team provides troubleshooting and technical problem resolution, including replacement parts and installation recommendations throughout the life of your product.

Product Support is available Monday through Friday, 8AM-6PM EST.

**LIMITED LIFETIME
WARRANTY**

Our warranty covers repair and replacement of Waterworks products if within the applicable coverage period and deemed defective by Waterworks. Waterworks will, at its option, repair or replace such products; this does not include installation costs, labor charges, or other incidental or consequential costs.

To obtain your complete warranty or inquire about warranty service, please visit us at www.waterworks.com or contact our Product Support Team.



ESTB. 1978

WATERWORKS

STYLES: EALS31, EALS32, EALS33,
EALS34, EALS35

MAIN KITS

103553
HOT PORCELAIN INDICE

103534*
METAL LEVER HANDLE

103554*
HOT METAL INDICE

103537*
WHITE PORCELAIN
LEVER HANDLE

103538*
BLACK PORCELAIN
LEVER HANDLE

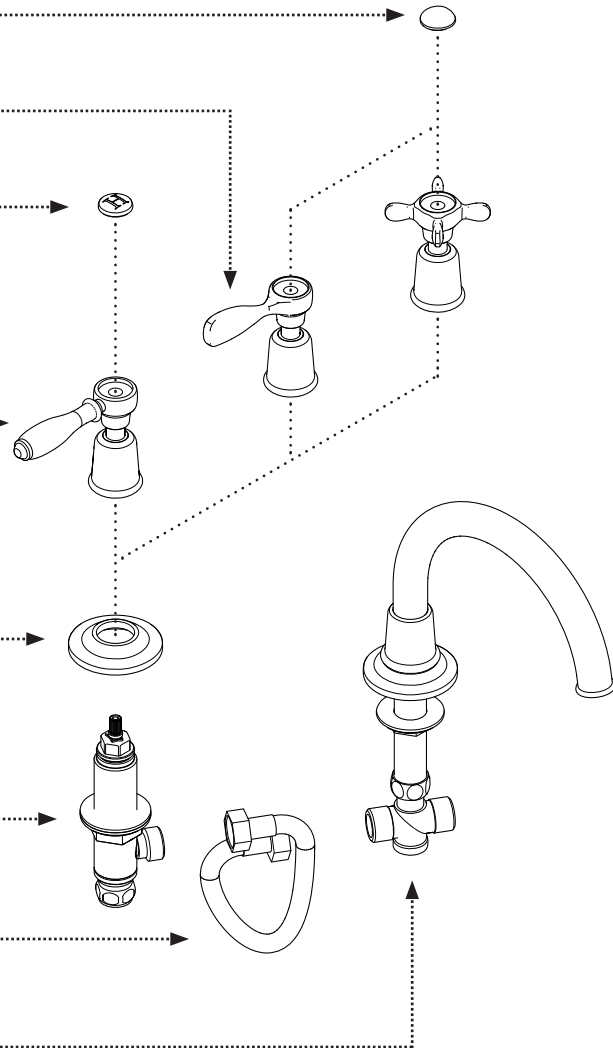
103539*
OAK LEVER
HANDLE

103570*
ESCUTCHEON

103474
COUNTERCLOCKWISE
ON SIDEBODY

103475
HOSE

103613*
SPOUT



*FINISH/COLOR MUST BE SPECIFIED WHEN ORDERING
++SUPPLIED AS A PAIR

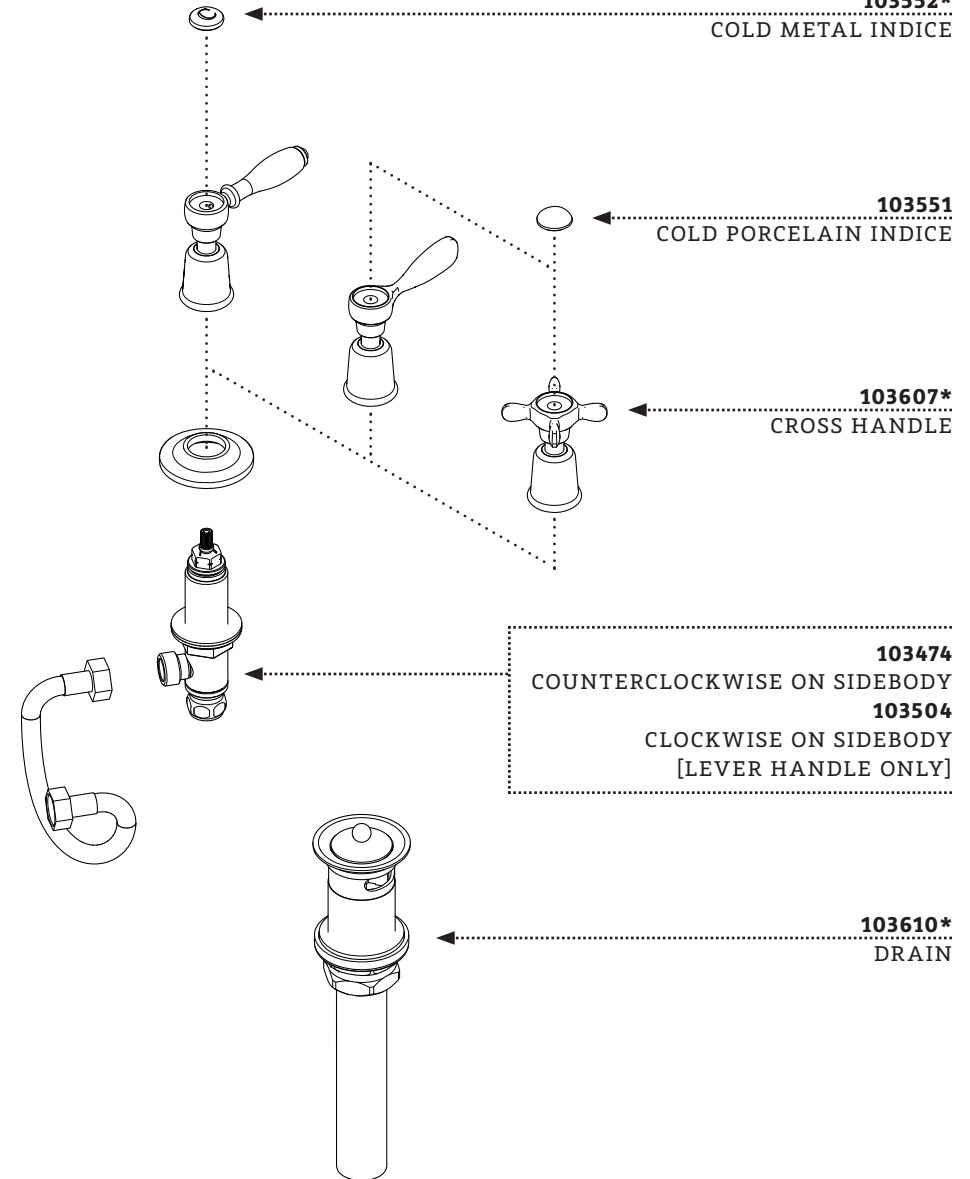
103552*
COLD METAL INDICE

103551
COLD PORCELAIN INDICE

103607*
CROSS HANDLE

103474
COUNTERCLOCKWISE ON SIDEBODY
103504
CLOCKWISE ON SIDEBODY
[LEVER HANDLE ONLY]

103610*
DRAIN



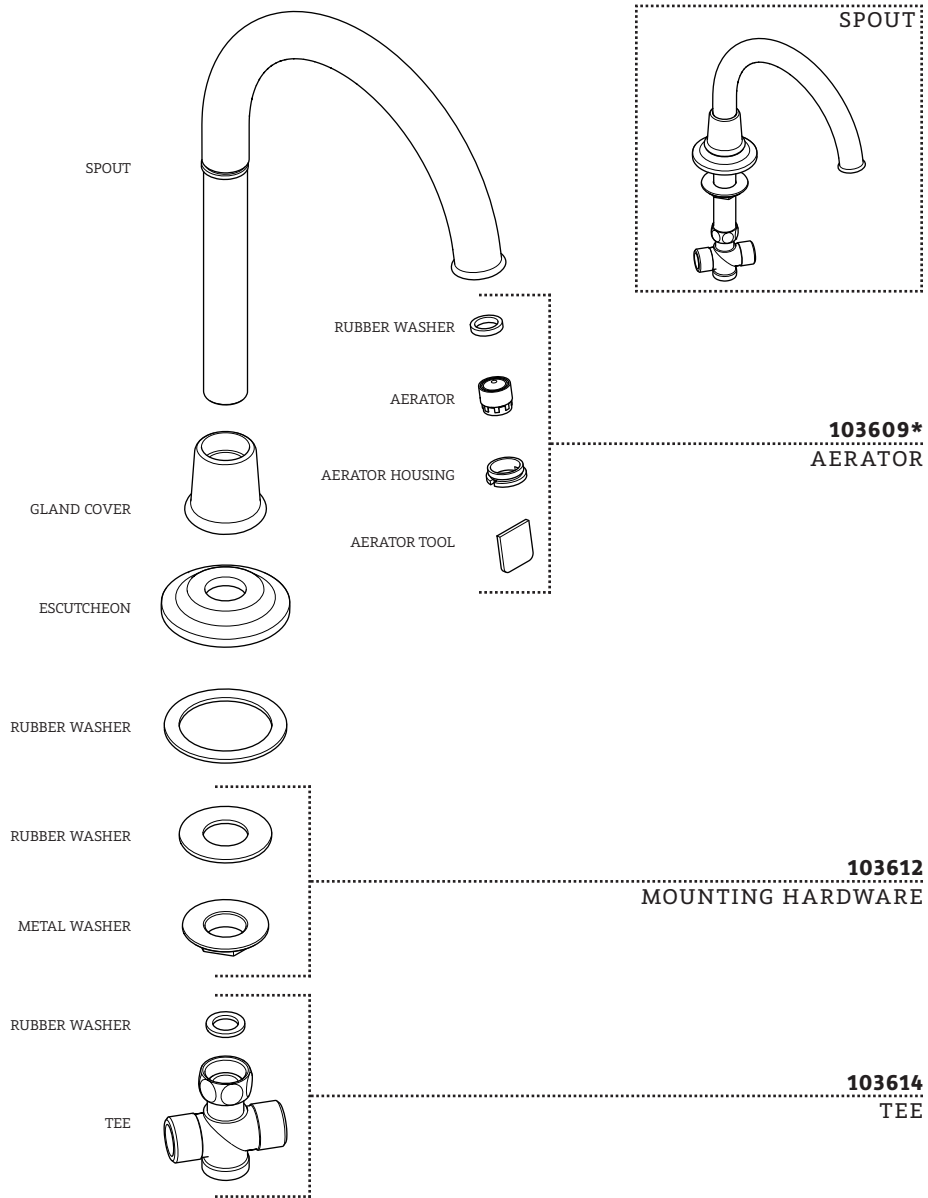


ESTB. 1978

WATERWORKS

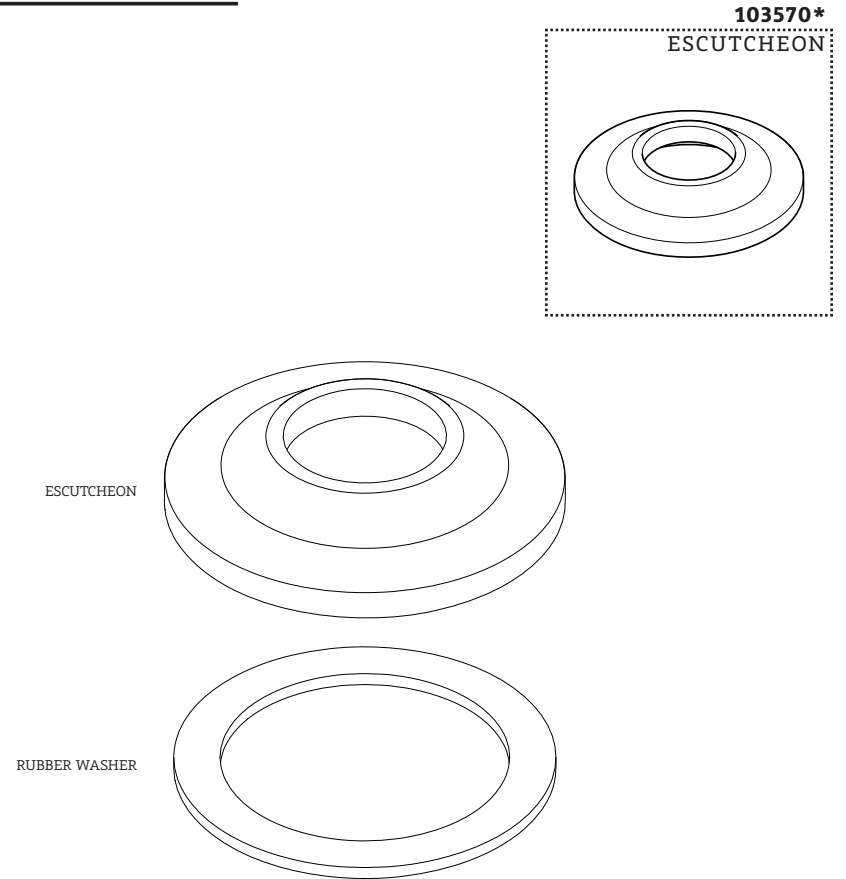
KIT COMPONENTS

**STYLES: EALS31, EALS32, EALS33,
EALS34, EALS35**



*FINISH/COLOR MUST BE SPECIFIED WHEN ORDERING
++SUPPLIED AS A PAIR

KIT COMPONENTS





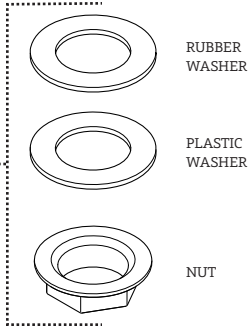
ESTB. 1978

WATERWORKS

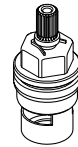
KIT COMPONENTS

**STYLES: EALS31, EALS32, EALS33,
EALS34, EALS35**

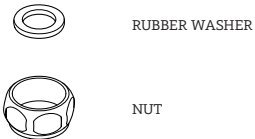
103471
MOUNTING HARDWARE



337847
COUNTERCLOCKWISE ON
CARTRIDGE




SIDEBODY



RUBBER WASHER

NUT

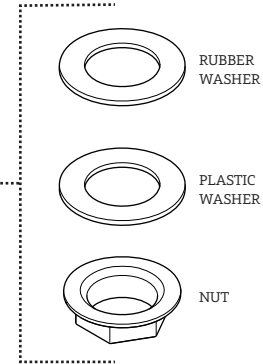
103474
COUNTERCLOCKWISE
ON SIDEBODY



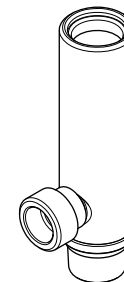
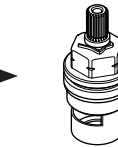
*FINISH/COLOR MUST BE SPECIFIED WHEN ORDERING
++SUPPLIED AS A PAIR

KIT COMPONENTS

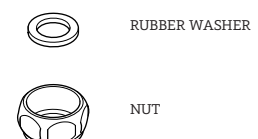
103471
MOUNTING HARDWARE



258790
CLOCKWISE ON
CARTRIDGE



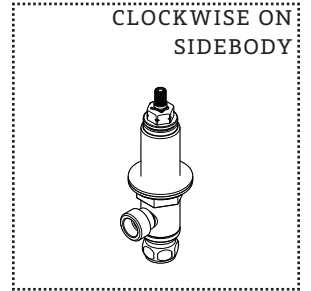
SIDEBODY



RUBBER WASHER

NUT

103504
CLOCKWISE ON
SIDEBODY





ESTB. 1978

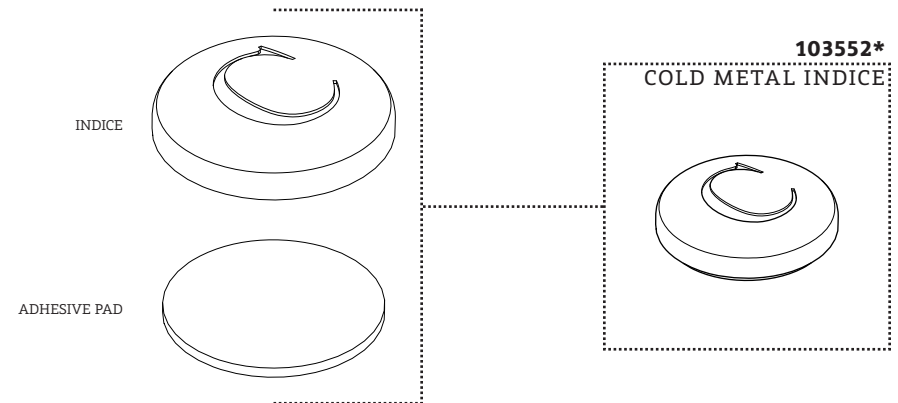
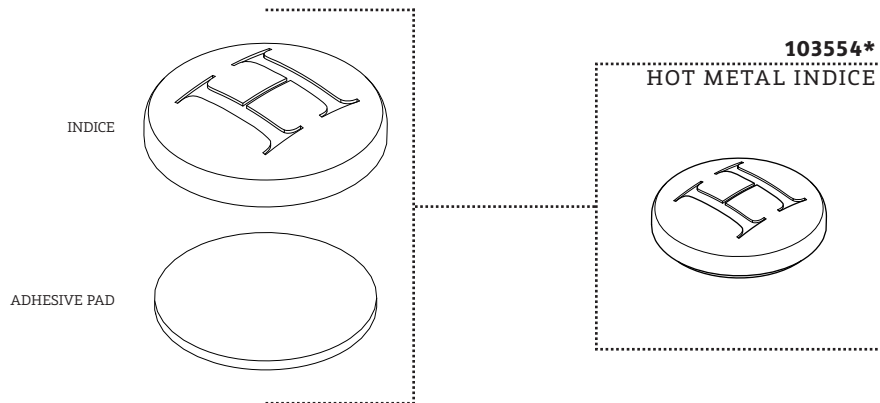
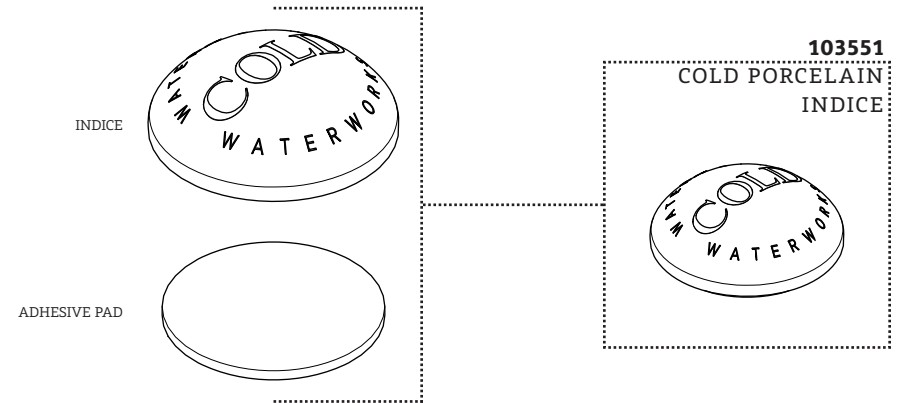
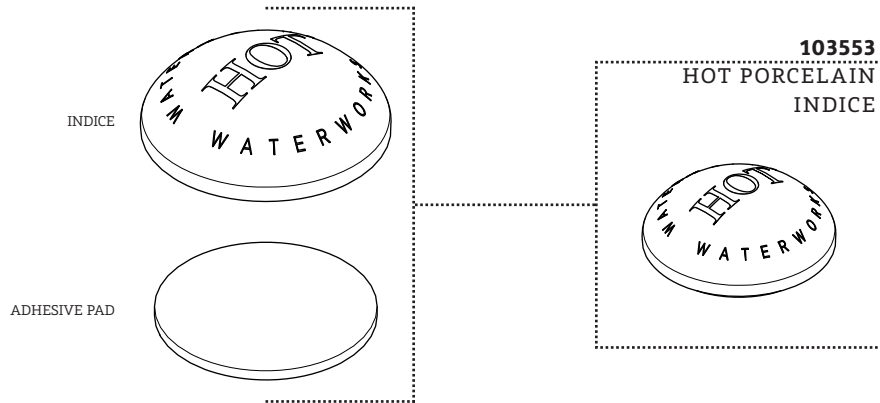
WATERWORKS

KIT COMPONENTS

**STYLES: EALS31, EALS32, EALS33,
EALS34, EALS35**

*FINISH/COLOR MUST BE SPECIFIED WHEN ORDERING
++SUPPLIED AS A PAIR

KIT COMPONENTS





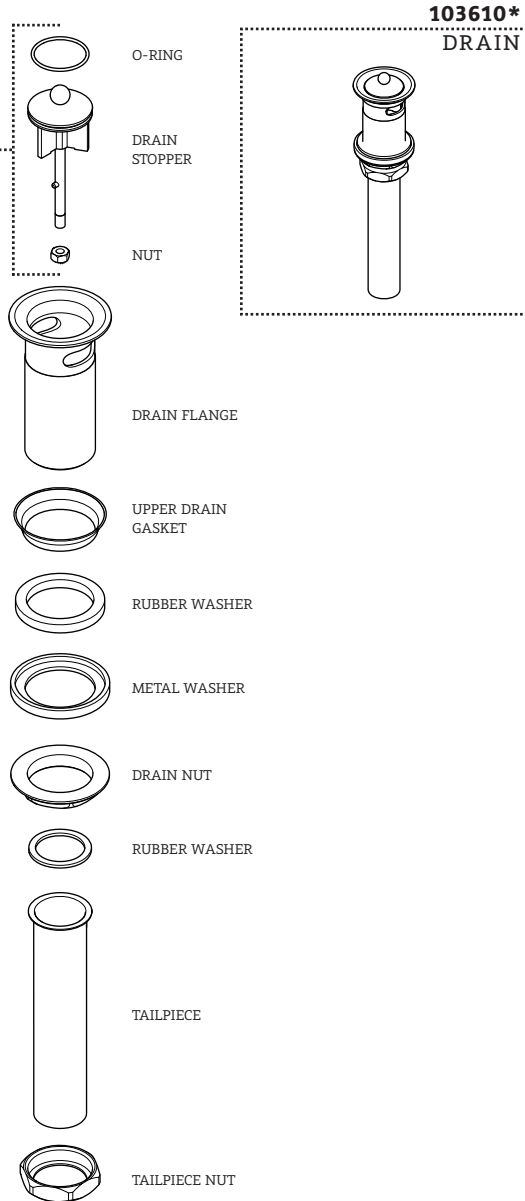
ESTB. 1978

WATERWORKS

KIT COMPONENTS

STYLES: EALS31, EALS32, EALS33, EALS34, EALS35

103611*
DRAIN STOPPER



*FINISH/COLOR MUST BE SPECIFIED WHEN ORDERING
++SUPPLIED AS A PAIR

SERVICE PARTS INDEX

<u>STYLE</u>	<u>DESCRIPTION</u>	<u>PG</u>
103609*	AERATOR	4
103538*	BLACK PORCELAIN LEVER HANDLE	2
258790	CLOCKWISE ON CARTRIDGE	7
103504	CLOCKWISE ON SIDEBODY	7
103552*	COLD METAL INDICE	9
103551	COLD PORCELAIN INDICE	9
337847	COUNTERCLOCKWISE ON CARTRIDGE	6
103474	COUNTERCLOCKWISE ON SIDEBODY	6
103607*	CROSS HANDLE	3
103610*	DRAIN	10
103611*	DRAIN STOPPER	10
103570*	ESCUTCHEON	5
103475	HOSE	2
103554*	HOT METAL INDICE	8
103553	HOT PORCELAIN INDICE	8
103534*	METAL LEVER HANDLE	2
103471	MOUNTING HARDWARE	7
103612	MOUNTING HARDWARE	4
103539*	OAK LEVER HANDLE	2
103613*	SPOUT	4

DOCUMENT: SPEA02_REV01



ESTB. 1978

WATERWORKS

SERVICE PARTS INDEX

<u>STYLE</u>	<u>DESCRIPTION</u>	<u>PG</u>
103614	TEE	4
103537*	WHITE PORCELAIN LEVER HANDLE	2

**STYLES: EALS31, EALS32, EALS33,
EALS34, EALS35**

*FINISH/COLOR MUST BE SPECIFIED WHEN ORDERING
++SUPPLIED AS A PAIR

NOTES

DOCUMENT: SPEA02_REV01



ESTB. 1978

WATERWORKS

PRODUCT SUPPORT

60 BACKUS AVENUE

DANBURY, CT 06810

1 (800) 927-2120 (EXT 2)

WWW.WATERWORKS.COM