

REGULATOR

Regulator 1 1/2" Knob

RGHW01



SHOWN IN REGULATOR KNOB

INSPIRATION

A play on industrial controls from the early 1900s, when pride was lavished on parts. Translated to handcrafted, fittings project rugged beauty through powerful, detailed shapes.

PRODUCT FEATURES

Match to Regulator fittings

Exposed screw

Solid brass

Made in the USA

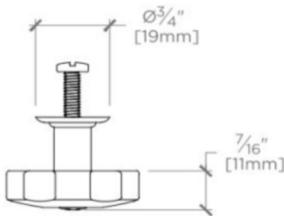
Includes per fixing: 8-32 Truss Head Machine Screw-Combo-Slotted

REGULATOR

RGHW01

Regulator 1 1/2" Knob

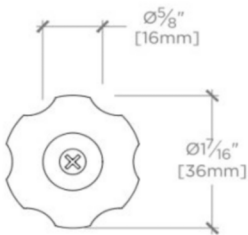
MOUNTING HARDWARE INCLUDED		
STYLE #	DESCRIPTION	QTY
998945	Service Parts 8-32 1" Truss Head Machine Screw, Combo, Slotted	1
998946	Service Parts 8-32 1 1/2" Truss Head Machine Screw, Combo, Slotted	1



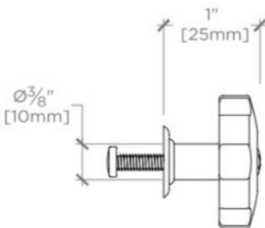
TOP VIEW SCALE: 6"=1'-0"



ISO VIEW SCALE: 6"=1'-0"



FRONT VIEW SCALE: 6"=1'-0"



SIDE VIEW SCALE: 6"=1'-0"